

FARRELL

Equipment & Supply Co., Inc.

CONCRETE BOOK

- **Power Equipment**
- **Hand Tools**
- **Forming Supplies**
- **Sealers & Chemicals**
- **...And Much More!!!**



www.FarrellEquipment.com

Serving the Construction Industry Since 1968!

Concrete Products

SOFF-CUT EARLY ENTRY SYSTEM



Husqvarna Soff-Cut is a unique patented system for early entry concrete sawing. This technology enables concrete to be cut within the first one or two hours of finishing and before final set. Husqvarna Soff-Cut provides the best solution for minimizing the risk of random cracking, and it simplifies the working process, compared to conventional sawing.



CONCRETE SAW

SOFF-CUT



HUS02-966844901 Soff-Cut 390 Electric Concrete Saw
Designed for residential and light commercial applications. Features include a carrying case for easy transport, lightweight, adjustable aggregate knob and depth gauge, and a pre-paid maintenance program to provide long life.

HANDHELD CONCRETE SAW

HUS02-966844701 Soff-Cut 50 Handheld Electric Concrete Saw

Designed for finish cuts, scoring and decorature applications. The low dust blade block system allows the saw to cut dry and it controls the debris for easy cleanup. The handheld saw works in conjunction with Soff-Cut blades and patented skid plates to allow for ultra early entry cutting, which minimizes chipping and spalling while getting the job done the same day.



WALK-BEHIND CONCRETE SAW



FS 309

A lightweight and compact floor saw. It is ideal for small repair jobs and is very easy to handle. It can be transported in any small vehicle. 9 hp Honda engine. Maximum blade capacity: 13.8".

Blade not included



CONCRETE SAW

HUS02-966844801

150 Prowler Gas Concrete Saw

Designed for residential and light commercial applications. The lightest gas saw in the Soff-Cut range, the 150 is designed for ease of use and convenience. Features include a patented low noise blade enclosure which allows the unit to be used in residential areas with minimal disruption. In addition, the low-dust blade block system allows the saw to cut dry, and it controls the debris for easy cleanup.



WALK-BEHIND CONCRETE SAW



FS 413

The new FS 413 floor saw is a true multi-purpose concrete saw. It is compact and developed with a clear focus on ergonomics, making it ideal for small to mid-sized jobs. 13 hp Honda engine. Maximum blade capacity: 18".

Blade not included



DECORATIVE CONCRETE SAW

HUS02-966844803

150 D Decorative Gas Concrete Saw

Designed especially for the contractor who wants a no-hassle way to make decorative cuts. It was also designed to be economical and durable. The 150 D has a low noise, low vibration 4-1/2 horsepower Robin engine and is ideal for large and small jobs alike. This saw, along with the Husqvarna Soff-Cut 50 handheld saw, is the perfect solution to your decorative jobsite needs.



WALK-BEHIND CONCRETE SAW



FS 500 Series

New series of floor saws, with engine options from 13 to 24 hp. The floor saws are developed with a clear focus on ergonomics and user friendliness, featuring many innovative solutions that make your job easier. Their unique transmission makes them ideal for more demanding jobs, despite their compact size. Maximum blade capacity: 20" - 24".

Blade not included



Concrete Products

WALK-BEHIND CONCRETE SAW



FS 3500 G

The Husqvarna FS 3500 G features a well-balanced, low profile design. The design makes it an ideal saw for small to medium jobs. 35 hp Wisconsin gas engine delivers 26 hp. at the bladeshaft. Maximum blade capacity: 30".

Blade not included

CONCRETE SAW

FS 4800 D

A professional and very versatile floor saw for mid-size jobs. It is available in front pivot or rear pivot configurations. A rear pivot saw is recommended when maneuverability is key in road repair jobs. The front pivot version is preferable for normal road sawing operations. Yammar 48 hp. 4 cylinder diesel engine. Maximum blade capacity: 30".



Blade not included

WALK-BEHIND CONCRETE SAW



The FS 6600 D is a powerful and highly efficient saw. Its power-to-size ratio makes it extremely versatile and a productive saw in all cutting applications. Available in 18", 26", 30", 36", and 42" blade guards. John Deere 4-cylinder

Blade not included

turbocharged diesel engine is rated at 66 hp. Engine has a cold start feature for use in cold weather conditions and meets current EPA requirements. Right angle gearbox configuration and 16V- belts transmit more power to bladeshaft than similar models in it's class delivering 60 HP at the bladeshaft. Maximum blade capacity: 40".

CONCRETE DOWEL DRILL



210B

E-Z DRILL
THE YELLOW DRILL W/CL

EZZD210B E-Z Drill On-Grade Concrete Dowel Drill

Drill 5/8- to 2-1/2-inch holes 18 inches deep in a 4-foot patch with the only on-grade drill on the market with these capabilities – the 210B. It requires just 100 cfm to operate, and the dual-purpose guide wheels transition simply from on-grade positioning to easy transportation around the jobsite. With its adjustable drill height you can drill into the center of slabs that are 6 to 24 inches thick.

WALK-BEHIND CONCRETE SAW



DIA37650 18" Concrete Saw w/ 9 hp. Lifan #CC1209L-18

Electric powered modular Saw. Suitable for both basements and commercial high rise jobs where portability is key. Maximum blade capacity: 20".



CUT-OFF SAW



DIA5801528 #FC7314 14" Hand Held Gas Saw with Diamond Blade & Oil

Light weight and balanced for less operator fatigue. Best power-to-weight ratio in the industry. Smooth start decompression valve reduces start up force by 70%. 5-stage filtration system. Fully adjustable blade guard. Water kit included with standard garden hose quick disconnect. Powerful 73cc engine.



**Farrell is Your
Diamond Blade
Headquarters!**
Ask about our Blades
and Bits Catalog!



Concrete Products

CUT-OFF SAW

K760 Cut-off

14" 5 HP Cut-off Saw. A powerful all around power cutter with features that make it one of the best power cutters on the market. Equipped with the new generation Active Air Filtration™ that delivers up to one year's operation without a filter change and SmartCarb™, a built-in automatic filter compensation and a highly efficient vibration dampening system.



Blade sold separately

CUT-OFF SAW

K970

The new Husqvarna K 970 is our latest and most powerful handheld power cutter, featuring the revolutionary X-Torq® engine technology. It is a unique machine, in a class of its own when it comes to emission levels, efficiency and maneuverability.



Blade sold separately

CUT-OFF SAW

K960 Active Saw

94 cc gas power cutter with superior power to weight ratio and excellent ergonomics. This is not merely another new model. With the K960, Partner has created an entirely new class of power cutters.



Blade sold separately

968476401 K960 14" Gas Saw
968477401 K960 16" Gas Saw

RING SAW

K3600 MKII Hydraulic Ring Saw

A saw whose performance and features make it totally unique. The only hydraulic cutter in the world that is capable of a cutting depth of 10" with a 14" blade!



Blade sold separately

CUT-OFF SAW

K3000 Electric Saw

One of the world's most powerful and versatile electric saws. With it's powerful motor (2.5 hp), ergonomic design and deep cutting capacity, it's the best in its class. Cutting depth for 14" blade is 5".



Blade sold separately

PARE968385400 K3000 12" Electric Cut-Off Saw
PARE968386400 K3000 14" Electric Cut-Off Saw

RING SAW ACCESSORIES

WA 20 Wall Cutting Attachment for Ring Saws

Converts K3600 MKII or K2500 hydraulic saws into wall saws.



Diamond Ring Saw Blades

PAR531100914 ELR45-Blue 14" Ringblade for Cured Concrete
PAR531100915 ELR70-Red 14" Ringblade for Block



CUT-OFF SAW

Husqvarna K 3000 Vac

An electric power cutter that enables clean dry cutting without dust or water. The vacuum unit provides superior dust collection, making this machine a market leader. Unlike other electric cutters, the blade rotates forward, cutting into the material efficiently and with minimal strain on the user.



CUT-OFF SAW

K2500 16" Hydraulic Saw

Hydraulic pressure is an excellent option, a smooth, efficient source of power. Not surprisingly, our hydraulic-powered cutters are remarkably light and easy to handle, robust and powerful. Equipped with a 16" blade.



Blade sold separately

CUTTING CART

Designed for convenient and efficient long cuts in asphalt and concrete floors. All our petrol-powered cutters (except the K 960 and the K 750) the K 30 / K 40 air-powered cutters and the K 2500 hydraulic cutter can be installed quickly and easily. Supplied with hose connector (Gardena system), hose for wet cutting, depth limiter and counterbalance.



HYDRAULIC POWER PACK

PP 518 Hydraulic Power Pack

Our gas-powered pack for hydraulic products like the Husqvarna WS 325 wall saw, DM 406 H drill motor, K 3600 MK II and K 2500 power cutters. The PP 518 creates optimum power with precise flow control allowing you to get the most performance out of your hydraulic equipment.



Concrete Products

CUT-OFF SAW



Water Hookup Kit & Abrasive Wheel included.
Diamond wheel (shown) sold separately.

STLTS410-12

TS 410 STIHL Cutquik®

Cut-off machine with a 12" cutting wheel. Featuring the X2 air filtration system and an anti-vibration system, this cut-off machine is comfortable to use and easy to maintain. Displacement: 4.07 cu. in. Engine Power: 4.4 bhp Weight: 20.7 lbs.



CUT-OFF SAW



TS 420 STIHL Cutquik®

Helping you work longer and more comfortably, this cut-off machine comes with a 14" wheel, delivering a unique blend of performance and efficiency so you get the job done right. With the revolutionary X2 air filtration system, an anti-vibration system and lightweight design, you get low maintenance and more maneuverability. Its advanced engine technology also increases fuel efficiency and reduces emissions.



Water Hookup Kit & Abrasive Wheel included.
Diamond wheel (shown) sold separately.

CUT-OFF SAW



Water Hookup Kit & Abrasive Wheel included.
Diamond wheel (shown) sold separately.

STLTS420-14

TS 420 STIHL Cutquik®

Cut-off machine — one of the best we've ever built. Helping you work longer and more comfortably, this cut-off machine comes with a 14" wheel, delivering a unique blend of performance and efficiency so you get the job done right. Displacement: 4.07 cu. in. Engine Power: 4.4 bhp. Weight 21.2 lbs.



CUT-OFF SAW



TS 500i STIHL

Cutquik®

the world's first cut-off machine with an electronically controlled fuel-injection system. And no carburetor means no choke — just purge it and pull it. Just look at all the ways the TS 500i utilizes the latest in smart technology:

- Provides 17% more power with only 6% more weight (compared to the STIHL TS 420)
- Low-emission Engine Provides Optimal Torque
- Fuel Injection Means a Simplified Starting Procedure
- Lightweight & Balanced Design for Easy Handling on the Toughest Jobs



Water Hookup Kit & Abrasive Wheel included.
Diamond wheel (shown) sold separately.

CUT-OFF SAW



Water Hookup Kit & Abrasive Wheel included.
Diamond wheel (shown) sold separately.

STLTS700-14

14" STIHL Cutquik®

Lightweight, well balanced and features a brand new 5 point, dual element vibration control system for exceptional operator comfort. Loaded with innovative features like the semi-automatic belt tensioner, the TS 700 is the right choice for demanding professionals. Displacement: 6.0 cu. in., Engine Power: 6.7 bhp. Weight: 25.6 lbs.



CUT-OFF SAW



Water Hookup Kit & Abrasive Wheel included.
Diamond wheel (shown) sold separately.

STLTS800-16

16" STIHL Cutquik®

The most advanced STIHL Cutquik® ever produced. The TS 800 is well balanced and features a brand new 5 point, dual element vibration control system for exceptional operator comfort. The TS 800 is the right choice for professionals that need to make cuts up to 6" deep. Displacement: 6.0 cu. in., Engine Power: 6.7 bhp. Weight: 28.7 lbs.



STIHL ACCESSORIES



4201-007-1041 Depth Wheel

Attaches to STIHL Cutquik® cut-off machine cart and permits variable adjustment consistent depth of cut. Particularly helpful when using diamond cutting wheel.

STIHL Cutquik® Cart

Particularly useful where long, straight cuts have to be made, such as cutting expansion joints in road surfaces or squaring off edges in asphalt. Cart attachment kits available for Cutquik® models TS 400, TS 460, TS 510 and TS 760 only.



STLC400CART

Cart for 400 Saw w/ Depth Wheel & Mounting Kit

STLC460CART

Cart for 460 Saw w/ Depth Wheel & Mounting Kit

STLC760CART

Cart for 760 Saw w./ Depth Wheel & Mounting Kit

STLC4224-710-1401
STIHL Cutquik Cart
for TS 700 & TS 800

Specially designed for matched cutting performance with the TS 700 and new TS 800. This cart offers improved handling and cutting performance with a forward weight orientation. This cart comes fully assembled and has a toolless quick connect system.



ENGINE OIL

High Performance 2-Cycle Engine Oil
Contains fuel stabilizers for long fuel life.



STL0781-319-8008

6 Pak 2.6 oz. Oil - Mix 1 to 1 gal. Gas

STL0781-319-8009

6 Pak 6.4 oz. Oil - Mix 1 to 2-1/2 gal. Gas

STL0781-319-8010

6 Pak 12.8 oz. Oil - Mix 1 to 5 gal. Gas

Concrete Products

RING SAW

GDS60 Dragon Saw

A great saw for pro cutters and others that use hydraulic ring saws and diamond chain saws.

This saw has a greater depth of cut than any hand saw and costs less compared to chain saws and other ring saws. The Dragon Saw makes it easy to cut corners, especially for jobs when no over-cutting is specified. Compared to other saws of this type, this saw offers better horsepower transfer between the saw and ring blade, which gives better cutting power, longer diamond blade life and less down time with lower maintenance costs. Features/Benefits:

- The ONLY hand saw capable of cutting up to 16" deep in concrete or block.
- Requires LOW maintenance while offering superb performance.
- Cuts straight and deeper allowing more of the blade to be used in pre-cut materials.
- Light weight - only 29.8 lbs.



Diamond blade (shown) sold separately.

CONCRETE CHAIN SAW



880F4 Cutting System

Offers the superior strength of FORCE4™ technology in a package that meets industry standards of

design and ergonomics. Built for the hardcore cutter, this sleek powerhouse is packed with features designed to make it the hardest working saw ICS® has ever made.

- ICS526824** Hydraulic Saw with 15" Bar & ProFORCE Chain
- ICSB523080** 15" Bar For 880F4 Saw

CONCRETE CHAIN SAW



633GC Gas Powered Saw

Combines all the breakthrough functional advantages of our original gas saw, the ability to cut deep and cut perfect square corners, with more than enough power to do the job. Cuts up to 16-inches and can make square

corners without over cuts. It's great for irregular shaped holes or concrete pipe, minimizing the patchwork associated with breaking and chipping.

- ICSEG518335** 633GC Gas Saw w/ 14" Bar & 14" TwinMAX Chain
- ICSB1473600** 14" Bar for 633GC Saw
- ICSB1671600** 16" Bar for 633GC Saw

HYDRAULIC POWER PACK



A dependable, self-contained source of hydraulic power and easily transportable to any job site. With the Multiflow Power Pack, you can set the flow rate to either 5 gpm or 8 gpm to power an ICS® hydraulic chainsaw or a wide variety of other hydraulically powered equipment. 18hp Briggs & Stratton Engine.



- ICSEH509860** ICS® Power Pack
- ICSEH70350** Flow Adapter Valve Kit
- ICSEH70466** 25' Hydraulic Hose

DIAMOND CHAINS

Diamond Chain Technology™ is a revolution in concrete cutting. Diamond segments laser-welded to a steel chassis grind through concrete and other aggregate material, eliminating kickback and the damage that percussive methods can cause.



- ICSC2971400** 12" TwinMAX Chain For 680 & 613 Saws
- ICSC3271486** 14" TwinMAX Chain For 633 & 680 Saws
- ICSC71607** 16" TwinMAX Chain For 633 Saw
- ICSC3271705** 14" TwinMAX Plus Chain For 633 & 680 Saws
- ICSCRM525392** 14" RentMax Chain For 633 & 680 Saws
- ICSC525342** 15" ProFORCE Chain For 880F4 Hydraulic Saw

CONCRETE CHAIN SAW



680GC Gas Powered Saw

The distinctive black powerhead houses redesigned carburetion and ignition systems that work together to ensure easy starting, cooler operation, and dependable performance at just about any elevation. Improved airflow design

keeps the engine much cooler, extending its life. Available with 12" and 14" guidebars and the entire line of TwinMAX™ diamond chain.

- ICSEG525348** 680GC Gas Saw 12" Bar & 12" TwinMAX Chain
- ICSB1271395** 12" Bar for 613 & 680 Saw
- ICSB513122** 14" Bar for 613 & 680 Saw

POWERGRIT™ CHAINS

PowerGrit™ Utility Chain is an exciting new cutting product designed to change the



way the job gets done. For use in Utility, Commercial Infrastructure, Fire & Rescue, Underwater and General Construction. From ductile iron to plastic pipe, PowerGrit will get you in and out of the job faster, easier and safer than other methods.

- ICSC537764** 15" Chain For PowerGrit 880F4 Hydraulic Saw
- ICSC537765** 20" Chain For PowerGrit 880F4 Hydraulic Saw
- ICSC537764-16** 16" Chain For PowerGrit Force4 633 Gas Saw
- ICSB524490** 16" Force4 Bar For 633 Gas Saw
- ICSB529767** 20" Force4 Bar For 880F4 Hydraulic Saw

Concrete Products

POWER TROWELS



These time-tested workhorses tackle a wide range of applications and are perfect for accurate troweling of small- to-medium areas. Rugged parts, solid engineering and a variety of options make Whiteman standard walk-behind trowels a very popular choice with concrete contractors.



- MQZKIT305QP** 30" Power Trowel - 5.5HP Honda & Quick Pitch Handle
- MQZKIT305SH** 30" Power Trowel - 5.5HP Honda & Standard Handle
- MQZKIT365QP** 36" Power Trowel - 5.5HP Honda & Quick Pitch Handle
- MQZKIT365SH** 36" Power Trowel - 5.5HP Honda & Standard Handle
- MQZKIT368QP** 36" Power Trowel - 8HP Honda & Quick Pitch Handle
- MQZKIT368SH** 36" Power Trowel - 8HP Honda & Standard Handle
- MQZKIT4608QP** 46" Power Trowel - 8HP Honda & Quick Pitch Handle
- MQZKIT4608SH** 46" Power Trowel - 8HP Honda & Standard Handle
- MQZKIT4611QP** 46" Power Trowel - 11HP Honda & Quick Handle

EDGER POWER TROWELS



MQCA4HC Compact Trowel

This compact design is ideal for finishing edges and around risers, has a powerful 4-HP Honda engine, centrifugal clutch and gives professional finishers the choice of a standard or Quick-Pitch handle. Only 24 inches in diameter make it great for working in tight spaces and around obstructions.


REPLACEMENT BLADES

MQ/Whiteman blades are made of heat-treated trowel steel, formulated to our specifications for maximum wear resistance and long life.



- MQRC818** 8" x 18" Heavy Duty Reversible Combo Trowel Blade

REPLACEMENT BLADES



WX Series Blades

Wagman power trowel replacement blades. Call for other available sizes and models!

- WGWB47590** 24" Combination Blade for 4 Blade MBW
- WGWW8110** 30" Combination Blade for Whiteman
- WGWX1014FO** 36" Clip-on Float Blade for Whiteman/MBW
- WGWX1018HD** 46" Clip-on Float Blade for Whiteman/MBW
- WGWX614F** 36" Finish Blade for Whiteman / MBW
- WGWX618F** 46" Finish Blade for Whiteman / MBW
- WGWX618PRO** 46" Pro Finish Blade for Whiteman / MBW
- WGWX8140** 36" Combination Blade for Whiteman /MBW
- WGWX8180** 46" Combination Blade for Whiteman /MBW
- WGWX818PRO** 46" Pro Finish Blade for Whiteman/MBW
- WGWX8230** 60" Combination Blade for Whiteman Rider

RIDE-ON POWER TROWELS



actual model may differ slightly from product shown



The HHN Series

Equipped with the coolest running gearbox in the industry. Power is supplied by either a 34-HP diesel or 31-HP gasoline engine that spins twin five-blade rotors to a top speed of 160 RPM.



Many More Models Available!

Ride-On Hydrostatic Trowels

MQ/Whiteman's Hydrostatic Series 8- and 10-foot hydraulic trowels are the industry leaders and are unmatched in producing maximum floor flatness. These reliable models are easy to operate and smooth running.

FLOAT PANS

Stay with the leader by using Genuine Multiquip pans.



- MQ12093W** Super Flat Float Pan for 8'(5 Blade Riding Trowel)

POWER TROWEL FLOATS



- WGWFP-36** 36" Float Pan (for 36" Power Trowel)
- WGWFP-44** 46" Float Pan (for 46" Power Trowel or Riding Trowel)

FLOAT PANS



- MBW11766** 24" Float Pan
- MBW19384** 30" Float Pan

Concrete Products

EDGER TROWEL

Vp Series Value-Premium Walk-Behind Trowels

The new value-premium leader in walk-behind trowels is our VP Series walkers. Don't let the value pricing fool you, these are feature-rich walkers ready for performance and dependable service.



ALN056521 #VP424 24" Edger Trowel w/ Honda #GX120 Motor

RIDING TROWELS

ALN053300 #MSP445 5-Bladed Riding Trowel

The MSP 445 uses a 40-horsepower Kohler gas engine (air-cooled) and a refined torque-converter clutch system to drive two 46-inch-diameter, five-blade rotors to a maximum speed of 165 rpm. Designed for an optimum weight-to-horsepower ratio. Features manual steering and pitch controls, an electrically powered spray system for retardant application and a flip-up seat and removable screens for easy access to the power train.



POWER TROWELS

Vp Series Value-Premium Walk-Behind Trowels

- 1) Throttle Control
- 2) Handle Adjustment
- 3) Safety Switch
- 4) Lifting Bar
- 5) Standard Duty Gearbox
- 6) Cast Iron Spiders, Pressure Plates and Lift Levers



ALN056522 #VP436 36" Power Trowel w/ Honda #GX160 Motor

ALN056523 #VP436 36" Power Trowel w/ Vanguard 6.5 HP Motor

ALN056524 #VP446 46" Power Trowel w/ Honda #GX270 Motor

POWER TROWELS

ALN049785 #Pro 446 46" Power Trowel with Honda #GX270

Pro-Series Walkers feature precision engineered Allen Gearboxes for long, trouble-free life. We use cast iron spiders, pressure plates and lift levers for long wear and continuous service. We precision machine our trowel arms and spiders to such close tolerances that our trowels don't need bushings. And, our high strength steel handle provides maximum comfort and control.



POST DRIVERS



RHI071216 #PDT-55 Kit = Cart, Driver, 2", 2 1/2", 3" & Channel Post Adapters


The brutally tough PD-55 is capable of handling your toughest applications quickly and efficiently. The PD-55 is ideally suited for driving t-posts, ground rod, tent stakes, grape stakes, delineator posts, form pins and fence posts up to 3 5/8".

TOW BEHIND LIGHT TOWER

ALMNLPRO-34580-2 Night-Lite™ PRO SHO (super high output) parallel lamp fixtures are at least 33% more efficient than competitive fixtures and provide 50% more light output. Engine-generator package includes an 1800 rpm Kabota D905 liquid cooled diesel engine coupled to a 6 kw generator. Features: 30-gallon fuel tank provides approximately 65 hours of continuous operation. Heavy-duty enclosure includes rugged 12-gauge fold-up doors and 10-gauge side panels. Self-locking stabilizers and captive latch pin on tower support eliminate need for troublesome pins. Forklift pockets allow easy loading and unloading of up to 12 units on a flatbed truck. Additional Models Available.



Replacement Lamps Available!



Ask About our Road & Highway Catalog!



Concrete Products

EDGER POWER TROWELS



MBWF24/4-4ER 24" Trowel with 4HP Honda, Straight Handle

Ideal for jobs that require a lightweight, highly maneuverable, professional finishing tool. These specialty finishing power trowels allow professional results even when confined areas or weight restrictions leave other machines standing idle. Perfect for edging in the tightest spaces.

- Float pan standard on all models.
- Fold down handle for easy transport.
- Positive engagement handle assures operator safety.

Includes Edger Ring!

POWER TROWELS



Includes Edger Ring!

MBW's Walk-Behind Power Trowels are the lowest maintenance and longest-lived trowels on the market. With an over-built gearbox, ground journal bearings, the strongest spider assembly available, teflon-lined bore inserts, and safety rings for operator protection, you won't find a more durable machine. Features the industry's heaviest bearings, output shafts, gears, spiders and blade arms.



MBWF36/4-5.5ER	36" Trowel w/ 5.5 hp. Honda (Std. Handle)
MBWF36/4-5.5ERQP	36" Trowel w/ 5.5 hp. Honda (Quick Pitch Handle)
MBWF36/4-8ER	36" Trowel w/ 8 hp. Honda (Std. Handle)
MBWF36/4-8ERQP	36" Trowel w/ 8 hp. Honda (Quick Pitch Handle)
MBWF46/4-8ER	46" Trowel w/ 8 hp. Honda (Std. Handle)
MBWF46/4-8ERQP	46" Trowel w/ 8 hp. Honda (Quick Pitch Handle)

CONCRETE SCREED



MBW's Blitzscreed offers lightweight, all bolted construction for speed of assembly and true alignment. The exclusive quick coupling system makes section assembly fast and


easy. The unique cast aluminum A-frame design provides maximum structural strength. A double-jointed turnbuckle allows surfaces to be finished flat, crowned either parabolic rooftop, or inverted. Vibration is provided through an offset yet rigidly fixed bearing system that insures vibration along the full screed length and eliminates hammering action.



Blitzscreed sections come in 8' 4", 4' 4" and 2' 4" lengths and can be combined to produce screeds up to 75 feet (screeds in 25 to 40 foot range most common).

MBWMVS2	Blitzscreed 2'-4" Section
MBWMVS4	Blitzscreed 4'-4" Section
MBWMVS8	Blitzscreed 8'-4" Section
MBWMVS8-W/MOTOR	Blitzscreed 8'-4" Section w/ 8hp. Honda Drive Kit
MBW15566	Blitzscreed Hydraulic Winch Kit Pair

FLOAT VIBRATOR



MAG-MV100
Mag Vibe Package w/ 18 Volt Battery & Charger
Mag Vibe is a battery-operated vibrator that attaches to any magnesium float, turning it into a vibrating concrete float. Easy to Remove with No Tools. Light Weight - Only 10 lbs. Battery Operated up to 4 hours.

CURB ROLLER



CUR1000
Curb Roller with #2 Drum
A totally new concept in concrete. It is the only roller screed built solely for curbs. With the Curb Roller, the need for skilled laborers is greatly reduced while uniformity of the finished product is enhanced. Ideal for small areas and places where a tight radius is required. There are currently 5 drum designs to meet the needs of any curb project.

Concrete Products

POWER SCREED

ScreeDemon Concrete Power Wet Screed

This wet screed creates a uniformly vibrated slab along the full length of the bar. Features a clamp on design which makes transporting and changing blades easy. The ScreeDemon is powered by a reliable 1.5hp Honda engine.



More Screed Board sizes available!

MBW500H	ScreeDemon Power Unit
MBW17810	10' Screed Board
MBW17812	12' Screed Board

POWER SCREED

Vibra Strike I

The Original Horizontal Vibrating Power Screed. Whether it's wet or form to form, the Vibra Strike I can handle it. Plus it's the only power screed with the patented Vibra Strike Horizontal Vibration to give you a honeycomb-free, first-bull float finish as fast as you can pour. Weight: 29 lbs. Engine: Robin, 30.5cc, 2 cycle, 1.5 horsepower.



POWER SCREED

Vibra Strike II

The Top-of-the-Line in Power Screeding. The Vibra Strike II is just as quick and versatile as the original, and with the 4 stroke engine this is a power screed that delivers performance. Weight: 36 lbs. Engine: Honda/GX31, 31cc, 1.5 horsepower.



VIBRA STRIKE FLOAT BARS

F-4 Float



F-1 Float
(Channel Float Style)

F1 Floats

Item #	Size	Length	Width	Height	Weight
VSF104	4'	48"	6"	4"	10 lbs
VSF105	5'	60"	6"	4"	12 lbs
VSF106	6'	72"	6"	4"	14 lbs
VSF108	8'	96"	6"	4"	17 lbs
VSF110	10'	120"	6"	4"	20 lbs
VSF112	12'	144"	6"	4"	22 lbs
VSF114	14'	168"	6"	4"	25 lbs
VSF116	16'	192"	6"	4"	34 lbs

F4 Floats

VSF404	4'	48"	6"	4"	10 lbs
VSF405	5'	60"	6"	4"	12 lbs
VSF406	6'	72"	6"	4"	14 lbs
VSF408	8'	96"	6"	4"	18 lbs
VSF410	10'	120"	6"	4"	22 lbs
VSF412	12'	144"	6"	4"	26 lbs
VSF414	14'	168"	6"	4"	30 lbs
VSF416	16'	192"	6"	4"	36 lbs

The 2-in-1 EZ Clean Floater

Our lightweight, and extremely versatile magnesium float bar is available in a variety of sizes, giving you unmatched maneuverability.

ROLLER SCREED

MULTI VIBE

WILDCAT ROLLER SCREEDS



Honda Gas Powered Model

Wildcat Roller Screed

Use on conventional and pervious concrete. Grade control on inclines. Honda gas and electric powered models available. Carbon steel tube. Screed up to 30 ft. with extensions. Pull handles with kick stands. Variable speed control.



Electric Model



Grooving Roller



Cross Compaction Roller



Interchangeable Water Tight Tube Plugs



4.5 OD x .120 Wall Carbon Steel Tube Roller Tubes



Optional lift handle weight kit

Complete Pervious Package

Rollers have extra long tapered ends that don't leave ridge marks. Sealed bearings for long life and smoother finish.

POWER SCREED

MULTI VIBE



ALL MULTIVIBE BLADES HAVE NO TOOL CONNECTION

ULTRA LIGHT MAGNESIUM PROFILE

The Multivibe PR100H Two Handled Screed Features a No-Maintenance Viverator Head that is sealed in Case hardened Steel. The Unit is Powered by a Honda GX35. Takes screed boards up to 24 Ft.(2) Machines on 20 Ft -24Ft/ Boards Adjustable Friction Kickstand. Requires no tools for assembly.

MULMVPR100H	Multivibe Screed Power Unit - 2 Handle
MULLB108	8' Multiscreed Board
MULLB110	10' Multiscreed Board
MULLB112	12' Multiscreed Board
MULLB114	14' Multiscreed Board

Concrete Products

CONCRETE VIBRATOR



DEWDC530KA 18-Volt Cordless Pencil Vibrator
1-1/8-inch diameter vibrator delivers maximum consolidation power. 4 foot long flexible shaft for easy use and long reach. 14,000 VPM (under load) delivers maximum consolidation efficiency. Weighs 9.3 pounds; comfortable grip for improved handling.

CONCRETE VIBRATOR



VSRL5009H 9' Rattler Wall Vibrator w/ Honda Engine
The Rattler is a self-contained, gas powered, concrete vibrator that is simple to operate, even for the single worker. The Rattler eliminates the need for bulky backpacks, restrictive straps, and dedicated power sources. The result is an efficient and affordable vibrator that can strike when and where you need it.

ELECTRIC CONCRETE VIBRATORS

The NEW 994 electric motor vibrator builds on the legacy of the rugged and reliable 992A and 993.



With all the features you expect on the job site, the 994 is ready to tackle your toughest consolidation jobs. The 994 meets the highest safety standards in the industry – UL60745-2-12 Electrical Certification, cUL, CE Listed, CSA Certified to ensure job site safety as well as OSHA 29 CFR 1910.95 compliance for noise levels. Drives any head and shaft combination – one motor for all your consolidation needs.

Motor	Shaft (Core & Casing) Available in 2', 5', 7', 10', 14' & 20' sections	Head
		13/16" SQUARE HEAD W877-520
		1" SQUARE HEAD W877-526
		1-3/8" SQUARE HEAD W878-533
		1-3/4" SQUARE HEAD W878-540
		2" SQUARE HEAD W878-563
		2-1/4" SQUARE HEAD W878-568
		2-1/2" SQUARE HEAD W877-512

■ Available in polyurethane coated

- WY1005** #994 Electric Motor w/ 5' Core & Casing & 1" Head
- WY1007** #994 Electric Motor w/ 7' Core & Casing & 1" Head
- WY1010** #994 Electric Motor w/ 10' Core & Casing & 1" Head
- WY2007** #994 Electric Motor w/ 7' Core & Casing & 1 3/8" Head
- WY2010** #994 Electric Motor w/ 10' Core & Casing & 1 3/8" Head

CORE RIG



CB500-HH Hand Held Core Drill with Case
9 amp, 115 volt, 1300 watt, 2-speed (1100/2200 RPM). Water hose connection. Works with the M-4 stand and hand-held mount. Shoulder brace for increased stability. 5/8"-11 spindle and 1.250"-7 adapter. Includes carry case adapter and wrench

CORE RIG



M1AA-15 Portable Anchor Rig with 15 Amp Motor
6 inch bit capacity (anchor), 3" bit capacity (with APV base). Weighs only 45 lbs.. 120V - 15 amp, 3.5 HP Core Bore motor. Single speed - 800 RPM. Spring loaded slide handle for easy coring. Convenient carrying handle on carriage. Built-in LED light amp meter. Includes water trap ring

CORE RIGS



M-1 Anchor Core Rig
2-1/2" square column (mast) with black oxidized finish. 6" wheels for easy mobility. Dual switch/outlet control panel with amp meter (except for CB700 models with LED amp meter). 4 leveling screws on the base. Up to 14" bit capacity with one spacer block.

- DIA01794** M-1 Complete Core Rig w/ Vacuum & 20 Amp Milwaukee Motor
- DIA4245073** M-1 Core Rig w/ 20 Amp Milwaukee Motor
- DIA30070** M1A-20-CB700 Core Rig w/ 20 Amp CB700 Motor

FARRELL

Equipment & Supply Co., Inc.

ASK ABOUT OUR OTHER CATALOGS!



Concrete Products

DRILL MOTOR



Husqvarna DM 230

New, handheld drill motor with attractive design and functional ergonomics. Soft rear section and a larger contact area mean that it sits better against your body. The machine is modular, and therefore easy to maintain and repair.



DRILL STAND



DS 150

As a part of the Husqvarna drill stand family, the DS 150 is a versatile and lightweight drill stand. It has a combined base plate for vacuum or anchoring. The collar on the carriage fits with Husqvarna's smaller drill motors.



CORE DRILLING RIG



DMS 180

The Husqvarna DMS 180 is a lightweight core drill rig for the rental shop or professional who requires high performance in a compact machine. 6" maximum bit capacity. 1,725 watts/15 amp motor with an 800 rpm single-speed gearbox and electric overload protection.

Bit sold separately



CORE DRILL ACCESSORIES



Spacer Blocks



Vacuum Pump Fitting

HUS03-504544201 DS 800 2" Spacer Block w/ Key and Bolts
541400078 Vacuum Pump Fitting

WATER TANK



HUS06-506326302 4 Gallon Plastic Water Tank

Pump the handle a few times to give the required pressure. The tank hold 4 gallon and comes complete with a 10ft hose which is connected to the wet cutting kit on the machine.



CORE DRILLING RIG



DMS 240

A complete core drilling system for a huge variety of drilling applications. It is the most powerful system in the Husqvarna drill motor stand range. The stand is tiltable, and features a convenient carry handle. It has the same appearance as the rest of the Husqvarna drill stands. Twin gear carriage. Electronic overload protection. Strong and reliable two-speed motor.



CUT-N-BREAK SAW



HUS06-966481901 K650 Cut-n-Break

Features an entirely new cutting method for cuts as deep as 16" at a very economical tooling cost.

Has a wide range of applications.

It eliminates overcutting on all types of openings requiring square corners. Precision openings for doors, windows, HVAC ductwork, pipes and more can be economically made using the Cut-n-Break system. Includes set of blades.



CORE DRILLING RIG



DS 800

This heavy-duty drill system is the contractor's choice for the more demanding applications. The precise ground column provides strength and rigidity for high horsepower drill motors. The carriage and base are made of high-strength aluminum. 1" to 14" bit capacity standard. Spacers available for larger bit sizes. Several motor options available.



CUT-N-BREAK SAW



HUS06-968388402 K3000 Cut-n-break

A completely new electric power cutter, featuring our unique Cut-n-Break method, which allows you to make cuts up to 400 mm deep, at a very low tool cost. Includes set of blades.



CUT-N-BREAK BLADES



Diamond Cut-n-Break Blades



HUS01-543088823 EL35CnB Set of 2 Cut-N-Break Blades
HUS01-576778401 EL10CnB Set Of 2 Cut-N-Break Blades

Concrete Products

VIBRATORY PLATE COMPACTOR

MBWGP1800H Plate Compactor

This lightweight, highly portable series of vibratory plates offers an economical alternative for small to medium soil applications. These plates are ideally suited for confined areas of sand and gravel and are capable of achieving lifts of up to 10 inches. Double isolated vibration mounts virtually eliminate hand vibration. 4HP Honda. 2300 lb. Force. Operating weight: 136 lb.



VIBRATORY PLATE COMPACTOR



The Brand of Progress

WEB100212

CF 2 PRO Compactor with Wheel Kit & Honda #GX160 (3,375 Lbs. Force)

Premium operating comfort, compact dimensions and optimum running characteristics. The special low-vibration guide bar reduces the hand/arm vibrations. Compact dimensions, a folding guide bar and usefull lift handles at the front and sides.



VIBRATORY PLATE COMPACTOR

GP2000H 19" x 21" Plate Compactor

Lightweight yet highly productive in sand and gravel compaction. Frequency, amplitude, centrifugal force and mass are adjusted to provide optimal productivity in the compaction of sands and gravel. The GP2000 is capable of achieving excellent densities on lifts of granular soils up to 14". 5.5HP Honda. 3250 lb. Force. Operating weight: 165 lb.



* Clean sand, optimum moisture. MBW recommends that lifts not exceed 12".

VIBRATORY PLATE COMPACTOR

BOMBVP18/45 BVP 18/45 Plate Compactor with Honda GX160 Motor

4.8hp. Honda Weight: 198 - 201 lbs. Compaction of a wide variety of sand, gravel and granular base materials. Hot and cold asphalt patching.



VIBRATORY PLATE COMPACTOR

MBWGP3550GH Plate Compactor

The GP3550 is a premium, high production compactor with life expectancy that runs to decades with reasonable maintenance. The base plate is self-cleaning with an open sided plate design that allows material to flow out and away from the belt/pulley assembly during operation. Provides reduced hand/arm vibration, full roll cage protection, enhanced amplitude, faster travel speed and updated yet rugged appearance. 5.5HP Honda. 3500 lb. Force. Operating weight: 226 lb.



REVERSIBLE PLATE COMPACTOR

BOMBPR35/60 BPR 35/60 Reversible Plate Compactor

Working width 23.6" 4.8hp. Honda GX160 Motor. 423-430lbs. Compaction of granular, cohesive and mixed soils. Compaction of backfill around footings and foundations. Backfilling trenches. Setting of patio block and pavers Asphalt compaction in confined areas.



RAMMER COMPACTOR

MBWR440 Rammer Compactor

Ideally suited for the compaction of granular, mixed and cohesive soils in confined areas. The R440 offers highly productive percussion rammers at less than 147 lbs. The contoured fuel tank provides the largest fuel capacity in its class and effectively baffles engine noise. Power is supplied by a Honda GX100 engine. 4-cycle engine.



RAMMER COMPACTOR

BOMBT60/4 BT60/4 Rammer with Honda GX100 Honda Motor & 11" Shoe

Engine Protection System. Vibration insulated steering bow. Infinitely variable frequency.



Concrete Products

CONCRETE FLOOR POLISHING SYSTEM




Husqvarna Hiperfloor™ Concrete Polishing System

A revolutionary concept for the grinding and polishing of old and new concrete floors. Transforms concrete floors into highly abrasion-resistant, incredibly dense, smooth and visually appealing surfaces.



Available for Sale or Rental!



POLISHING UNIT



Husqvarna PG 680

An excellent choice for applications both large and small and especially commercial purposes. Smaller in size than the PG 820, the PG 680 is renowned for its maneuverability and ease of use without sacrificing power and output.



POLISHING UNIT



Husqvarna PG 820

The largest in the range of surface preparation and finishing machines. Equipped with Dual Drive Technology™ the PG 820 is among the market's most powerful and efficient machines.



POLISHING VACUUM



Husqvarna DC 3300

The Husqvarna DC 3300 is a single phase dust extraction unit for slurry management and dry applications. It has the suction capacity and filtration technology for even the toughest jobs, effectively and efficiently eliminating airborne dust.



DIAMOND POLISHING SEGMENTS



Available in single or twin rectangle or single or twin oval. Differentiated by their bond hardness, grit size, shape and the number of segments.



HUS08-543086405	G1113S S1 20 Grit Single Rectangular Metal Bond
HUS08-543086406	G1113D S1 20 Grit Dbl. Rectangular Metal Bond
HUS08-543086408	G1114D S1 30 Grit Dbl. Rectangular Metal Bond
HUS08-543086412	G1115D S1 60 Grit Dbl. Oval Metal Bond
HUS08-543086416	G1116D S1 120 Grit Dbl. Oval Metal Bond
HUS08-543086441	G1143S M1 20 Grit Single Rectangular Metal Bond
HUS08-543086442	G1143D M1 20 Grit Dbl. Rectangular Metal Bond
HUS08-543086448	G1145D M1 60 Grit Dbl. Oval Metal Bond
HUS08-543086452	G1146D M1 120 Grit Dbl. Oval Metal Bond
HUS08-543086460	G1153D M2 20 Grit Dbl. Rectangular Metal Bond
HUS08-543086477	G1173S H1 20 Grit Single Rectangular Metal Bond

DENSIFIER



Husqvarna's premium liquid densifier 'Hiperhard' increases the surface hardness of the concrete and improves the abrasion resistance.



HUS08-543087165 5 Gal. Pail Hiperhard

POLISHING PADS

Premium quality polishing pads deliver exceptional gloss and clarity when used for dry polishing of concrete, terrazzo and some natural stones.



HUS08-543086565	P1242 3" Dry Resin Bond Polishing Pad - 50 Grit
HUS08-543086566	P1243 3" Dry Resin Bond Polishing Pad - 100 Grit
HUS08-543086567	P1245 3" Dry Resin Bond Polishing Pad - 200 Grit
HUS08-543086568	P1246 3" Dry Resin Bond Polishing Pad - 400 Grit
HUS08-543086569	P1247 3" Dry Resin Bond Polishing Pad - 800 Grit
HUS08-543086570	P1248 3" Dry Resin Bond Polishing Pad - 1500 Grit
HUS08-543086571	P1249 3" Dry Resin Bond Polishing Pad - 3000 Grit
HUS08-543086573	P1153 3" Wet DuraFloor Resin Bond Polishing Pad - 100 Grit
HUS08-502532001	Velcro Backed Disc For Polishing Pads

GROUTING SYSTEM



GM 3000 is specifically formulated for re-grouting and hole filling in concrete surfaces. It's an inherent part of the Hiperfloor process. GM 3000 is effective for patching and filling small air pockets /pin holes when polishing concrete floors.



HUS08-543087161 5 Gal. Pail GM3000

Concrete Products

STONE POLISHER



PW5001C

Wet Stone Polisher

Powerful 7.9 AMP motor and lightweight (4.6 lbs).

- Soft-Start feature for smooth start-up; variable speed.
- Housing cover protects the industrial die cast aluminum gear housing.
- Includes a ground fault circuit interrupter plug.
- Pre-setting dial (2,000 – 4,000 RPM).



Great for Concrete Countertops!


FLOOR GRINDER

TG-10 - 10" Turbo Grinder



Four times faster than conventional grinders. Allows you to grind wet or dry with a 10" working width. The grinder accessory is a 10" Diamond Grinding Disc that grinds 1/8"-1/4" and leaves a smooth finish to the surface.

Rigid Head Assembly is Ideal for: Grinding uneven expansion joints, high spots, joint curls and bridge decks. Removing coatings. Grinding rough concrete surfaces. *Flex Head Assembly is Ideal for:* Preparing a smooth, flat floor to receive a new coating. Removing coatings. Grinding rough concrete surfaces. Grinding surfaces 4 times faster than a traditional floor grinder.



EDC56600
EDC56900

TG-10 Turbo Grinder w/ 11 HP Honda
TG-10 Electric Turbo Grinder - Single Phase

POLISHING PADS

5" Diamond Polishing Pads

Includes 5/8-11 Thread Backing Pad. 8 Polishing Pads (50, 80, 150, 300, 500, 1000, 2000, 3000 grits).




VANDVAZZ05000A	5" Backing Pad w/ 5/8-11 Thread
VANDVHC050050A	Polish Pad 50 Grit Blue
VANDVHC050080A	Polish Pad 80 Grit Tan
VANDVHC050150A	Polish Pad 150 Grit Yellow
VANDVHC050300A	Polish Pad 300 Grit Orange
VANDVHC050500A	Polish Pad 500 Grit Red
VANDVHC051000A	Polish Pad 1,000 Grit Green
VANDVHC052000A	Polish Pad 2,000 Grit Light Green
VANDVHC053000A	Polish Pad 3,000 Grit Brown

POLISHING PADS

VANH101R Diamond Polishing Pads

Set of 8 Foam Handpads (70, 120, 220, 400, 600, 800, 1800, 3500 grits).



SURFACE GRINDER



Husqvarna PG 280 SF

PG 280 is a single disc grinder with edge grinding function on both sides, making it a multi purpose machine. It is convenient to use as the operator can walk upright behind the grinder. The machine is light, compact and easy to transport and set-up.



DUST COLLECTOR

EDCED333125K 200 CFM Vacuum

EDCO Vacuum Systems can be used for dust control with EDCO Grinders, Scarifiers, Scabblers & Masonry Saws.



CHISEL SCALER

Air-Powered EDCO Chisel Scalers eliminate hammers, chisels and hand labor!

- Ergonomic design lets operator stand upright eliminating backaches
- Removes up to 200 sq. ft. per hour of 4" ceramic tile set in standard thin-set

EDCC10302 Ergonomic Chisel Scaler w/ 4" Chisel



Concrete Products

BREAKER



The **CP 4130** hammer is designed to tackle punishing jobs with the hard hitting power that you expect from CP. It is used for medium-duty to heavy-duty chipping, cutting and trimming operations. The four bolt handle provides higher air flow and durability.

CHICP4130 Chipper w/ Whip Hose, Fittings and "D" Handle

BREAKERS



MK1 Gas Powered Breaker


The Cobra MK1 offers the same power-to-weight ratio as many pneumatic or hydraulic breakers with almost twice the impact energy (44 foot lbs of impact energy) of other gasoline-powered breakers.

ATLMK1 Gas Jack Hammer
ATLTP Tamper Pads For MK-1 Jackhammers

BREAKERS



These demolition tools are designed to deliver the power and durability necessary for a variety of construction and plant maintenance applications such as breaking heavy concrete, reinforced concrete, frozen ground, macadam, boulders and pavement. Alloy steel forgings for excellent durability.



CHICP1230 60 LB Breaker
CHICP1240 90 LB Breaker



BOSCH



WE CARRY A FULL LINE OF POWER TOOLS!!!!

SLEDGE HAMMERS

WILTON® Unbreakable Handle Sledge Hammers

Unbreakable handle is made with tempered steel, and surrounded by heavy-duty molded rubber. Ergonomic handle absorbs shock and has a slip-resistant grip. High-visibility head adds instant identification under any job site conditions.



JET02-20416 4 Lb. BASH Sledge Hammer w/ 16" Unbreakable Handle
JET02-20624 6 Lb. BASH Sledge Hammer w/ 24" Unbreakable Handle
JET02-20636 6 Lb. BASH Sledge Hammer w/ 36" Unbreakable Hammer
JET02-20824 8 Lb. BASH Sledge Hammer w/ 24" Unbreakable Handle
JET02-20836 8 Lb. BASH Sledge Hammer w/ 36" Unbreakable Hammer
JET02-21036 10 Lb. BASH Sledge Hammer w/ 36" Unbreakable Hammer
JET02-21236 12 Lb. BASH Sledge Hammer w/ 36" Unbreakable Hammer

HEAVY-DUTY AIR HOSE



HS4003 3/4" x 50' Air Hose with Universal Couplings. Nitrile blend tube reinforced with 2 and 4 spiral polyester yarn with neoprene cover

BRUTE™ BREAKER HAMMER



BH2760VCB 1-1/8" Hex Breaker Hammer with Cart & Bits

Unmatched Power-to-Weight Ratio - With 60% more impact energy than the original Brute and weighing in at just 65 lbs, the NEW Brute has the BEST concrete removal rate in its class. Total portability operates on 115/120v AC./DC, 15 Amp outlet or 6 KwH portable generator.



SLEDGE HAMMERS



Drop forged high carbon steel heads, heat treated with hardwood hickory or fiberglass handles.

AS11063 3# Fiberglass 16" Sledge Hammer
AS11070 4# Wood 16" Sledge Hammer
AS11072 4# Fiberglass 16" Sledge Hammer
AS11082 6# Wood Handle Sledge Hammer
AS11085 6# Fiberglass Handle Sledge Hammer
AS11099 8# Sledge Hammer w/ Wood Handle
AS11101 8# Sledge Hammer w/ Fiberglass Handle
AS11203 10# Sledge Hammer w/ Wood Handle
AS11204 10# Fiberglass Handle Sledge Hammer
AS11219 12# Sledge Hammer w/ Wood Handle
AS11220 12# Fiberglass Handle Sledge Hammer
AS11234 16# Wood Handle Sledge Hammer
AS11244 20# Wood Handle Sledge Hammer



Replacement Handles

American Hickory (supplied with wood & metal wedges where applicable)

11401 36" Hickory Handle For 6-16 lb. Sledges
11407 36" Hickory Handle For 20 lb. Sledges
62-314 14" Hickory Handle For 16 oz. Nail Hammer
11436 36" Hardwood Handle For Picks

Concrete Products

EXTENSION HANDLES



1-3/4" or 1-1/4" Diameter Magnesium or Aluminum Handles
Lightweight, extra strong. Fits bull float/fresno threaded brackets and can be combined with 1-3/4" float handles made by other manufacturers. Molded thread plugs in each end join handles together.

1-3/4" Magnesium		1-3/4" Aluminum	
CC-244	4' Length	CC-236	6' Length
CC-225	5' Length	CC-238	8' Length
CC-226	6' Length	CC-239	10' Length
CC-227	8' Length	1-1/4" Aluminum	
CC-228	10' Length	CC-668	4' Length
CC-229	12' Length	CC-670	6' Length

BUTTON EXTENSION HANDLES

1-3/4" Diameter.
Lightweight aluminum button handles for use with Kraft Bronco™ Tilt brackets and EZY-Tilt® brackets.



CC-289	6' Handle with insert
CC-291	10' Handle with insert
CC-292	12' Handle with insert
CC-289-01	Double button clip (only)
CC-289-02	Insert with button clip (only)

BUTTON EXTENSION HANDLES



1-3/4" x 6' Swaged Handle.
Constructed of anodized aluminum.

CC289SG	Gold Aluminum Handles
CC293SB	Blue Aluminum Handles

BULL FLOAT HANDLE



MT10008
6' Octagon Push Button Bull Float Handle #OCTO72

With an octagonal profile, these 1-3/4-inch diameter handles increase gripping power by an average of 20 percent when compared to round handles of the same diameter.

ROCK-IT™ BULL FLOAT BRACKET



- Allows multi-angle floating.
- Enables use with extension handles for extremely long ranges.
- Full pitch controlled by half turn of handles.
- Fits magnesium bull floats and fresnos without adapter plates.
- Fits all push button handles 1-3/8" and 1-3/4" without any additional adapters.

DOUBLE ACTION FLOAT BRACKETS

CC-290 EZY-Tilt®

Made of rugged lightweight aluminum. Pitch of blade is controlled just by turning handle... eliminates bending and lifting. Designed to fit only (2) hole metal bull floats.



CC-287 Converter Plate

Converter must be used with EZY-Tilt® (CC-290) when mounting to a (4) hole metal bull float.



CC-294 EZY-Tilt® II

Made of rugged lightweight aluminum. Pitch of blade is controlled just by turning handle... eliminates bending and lifting. Designed to fit all (2) or (4) hole metal bull floats. No adapter needed.



KNUCKLEHEAD™ BULL FLOAT BRACKET



CC-296

Made of rugged lightweight aluminum. Pitch of blade is controlled just by turning handle... eliminates bending and lifting. Designed to fit only (2) hole metal bull floats.

FLOAT BRACKETS

Threaded Handle Float Brackets

Handle socket fits all 1-1/4", 1-1/2" or 1-3/4" threaded extension handles.



CC-676	Complete 2-hole bracket
CC-678	Handle Socket only
CC-681	Bracket Base only
CC-800	Complete 4-hole bracket
CC-678	Handle Socket only
CC-679	Bracket Base only



*IF YOU DON'T SEE IT HERE, CALL US.
WE WILL FIND IT FOR YOU!*

Concrete Products

LIGHTWEIGHT CONCRETE SPREADER

This 60 Degree Right Angle Concrete Placer has a 19-1/2" x 4" blade with a hook. The placer is made from one piece welded aluminum for strength and durability.



KRCC965 Aluminum Concrete Spreader w/ Hook

LIGHTWEIGHT CONCRETE SPREADER


Aluminum concrete spreader is 19-1/2" long. It has two braces for more strength and is very lightweight. Makes spreading concrete much easier. Comes with 54" wood jam handle.



- CC-904** 19-1/2" x 4" Without hook
- CC-905** 19-1/2" x 4" With hook
- CC-107** Replacement handle (only)

CONCRETE SPREADER

Smooths, spreads and grades concrete. Strong reinforced rib construction. 14 gauge steel; 19-1/2" x 4"; weighs 3-1/2 lbs. Comes with 54" wood jam handle.



- CC-009** 19-1/2" x 4" Without hook
- CC-019** 19-1/2" x 4" With hook
- CC-107** Replacement handle (only)



CONCRETE SPREADER

CC945 Gold
19-1/2" x 4" Aluminum Concrete Kumalong w/ Hook



CONCRETE SPREADER

MT24837 Push-N-Pull Placer
20" Aluminum Concrete Spreader without hook. Ideal for pushing and pulling concrete into place. Sturdy, oversized 60" wood handle included. Lightweight aluminum head for less fatigue and more control.



BULL FLOAT KITS



GatorGlide Bull Float Kit

Complete bull float kit with Gatorglide leveling head. Lightweight bull float blade. Four 6' snap button handles. Heavy duty carrying case.



- FALGF10304** 42" Round End Bull Float Kit
- FALGF10305** 48" Round End Bull Float Kit
- FALGF11200** 60" Round End Bull Float Kit
- FALGF10310** 6' Channel Float Kit
- FALGF10315** 8' Channel Float Kit
- FALGF10320** 10' Channel Float Kit
- FALGF10325** Float Carrying Case



BULL FLOAT KIT



MT17398 #BFKIT9 48" Round End Bull Float Kit

Open ended with bracket window to fit any length pole, bull float or fresno. Made of double layer durable water resistant nylon with a rigid reinforced base and stiffened side panels. Specially designed reinforced nylon pole retainers will accept any 1-3/8" or 1-3/4" bullfloat handles. Includes: Finisher's Tote with Round End QLT bull float, Rock-It 2.0™ bracket and (4) 1-3/4" QLT handles.

FRESNO TROWEL WITH ADJUSTABLE TOOTH BRACKET



Made of tempered carbon steel for long lasting use. Available in both round and square end. Unique design bracket has teeth to keep handle at set angle without slippage. Use with molded end handles.

Round End	Square End	Size
CC-820	CC-825	24" x 5"
CC-821	CC-826	30" x 5"
CC-822	CC-827	36" x 5"
CC-823	CC-828	42" x 5"
CC-824	CC-829	48" x 5"

Add "B" after part number for blue steel fresnos.

Concrete Products

BULL FLOATS



These lightweight and long wearing magnesium floats are made from the finest extruded magnesium. Multi-ribbed top provides extra strength. The blades are properly curved and balanced to prevent digging. Complete with (4) hole bracket assembly. Bull float can be adapted to Kraft EZY-tilt™ and Bronco adjustable brackets.

Square End	Round End
CC-735 36" x 8"	CC-803 48" x 8"
CC-801 36" x 8"	CC-804 60" x 8"
CC-745 45" x 8"	CC-808 72" x 8"
CC-802 48" x 8"	
CC-754 54" x 8"	
CC-760 60" x 8"	
CC-892NP 48" x 8" (NO PAINT)	

MAGNESIUM CHANNEL FLOATS

Rugged strong magnesium channel design. A great finishing tool for the professional. Unique design and various lengths let float adapt to many types of jobs, flatwork, paving, etc. The float is 6" wide with 2" side walls and allows user to improve flatness of his work.



Float has broken-in round edges. Comes with EZY-Tilt® bracket. 96" and 120" floats include (1) 10' button handle (CC-291) with support braces and bearing collar for easy adjustment of float.

CC-044 48" x 6"
CC-045 60" x 6"
CC-046 72" x 6"
CC-048 96" x 6" Includes (1) 8' button handle and braces
CC-050 120" x 6" Includes (1) 10' button handle and braces

BULL FLOAT



Cast Magnesium Bull Float

Half corrugated half flat face. Corrugations on 3/8" centers. 1/8" penetration. Complete with (4) hole bracket assembly.

CC-338 38" x 7-1/4"
CC-340 40" x 7-1/4"



MINI BULL FLOAT & DARBY



Unique T-slotted reinforced rib adds strength and allows handle bracket to be quickly set off center to work float around obstructions. The two float handles can also be moved for easy hand and curb work. This float is also ideal for floating lightweight concrete on roof decks. No threads to strip.

CC-816 36" Square End
CC-816R 36" Round End

BULL FLOAT GROOVER

Multi-Trac Bull Float Groover

Cuts perfect Grooves every time! Produces uniform sharp groove in various concrete applications where water drainage and traction are critical. Groove depth and width: 1/4" x 1/4".



KRCC791 36" x 8" with 3/4" Groove Spacing
KRCC793 48" x 8" with 2-1/4" Groove Spacing
KRCC794 36" x 8" with 2-1/4" Groove Spacing



SAFETY ROLLER



CC-956

Gives a rough skid resistant finish to concrete ramps. Roller is 5" in diameter and 24" wide.

SPEEDFLOATS

WAGMAN
METAL PRODUCTS, INC.




Wagman speedfloats are extruded for lightweight and abrasion resistance. They feature the "T-Slot" center rib for easy bracket movement and handle placement. Easy conversion to a Jumbo Hand Float can be made by mounting any wooden handle with 5/16" hardware. A rounded surface is extruded-in for working ease, while a full radius on edges cuts down on "chatter" marks. The 5" width of the speedfloat is ideal for exposed aggregate or when ad mixtures create a high slump pour. Available with either square or radius ends.

Part #	Size	Ends	Bracket	Weight
SF-5-30	30"	Square	Universal	4 lbs.
SF-5-36	36"	Square	Universal	4 lbs.
SF-5-42	42"	Square	Universal	5 lbs.
SF-5-48	48"	Square	Universal	5 lbs.
SF-4R-5-30	30"	Round	Universal	4 lbs.
SF-4R-5-36	36"	Round	Universal	4 lbs.
SF-4R-5-42	42"	Round	Universal	5 lbs.
SF-4R-5-48	48"	Round	Universal	5 lbs.

Concrete Products

LONG HANDLE EDGERS

HE4974




HE4103

Stainless steel edgers are made of quality tempered steel with riveted on cast magnesium adjustable handle bracket. Threaded upper bracket is supplied using 1-3/4" float handle thread size. 10" and 12" wide edgers have stiffeners welded across ends to assure flatness. Special sizes available on request.

- HVHE4103** Walking Edger 10" x 10" w/ 1/2" Radius Groove
- HVHE4972** Walking Edger 9" x 7" x 3/8" Radius 5/8" Groove
- HVHE4973** Walking Edger 9" x 7" x 1/2" Radius 5/8" Groove
- HVHE4974** Walking Edger 9" x 7" x 3/4" Radius Groove


LONG HANDLE GROOVERS



Our quality stainless steel groovers are available in several sizes and are extremely durable, with cast magnesium adjustable handle bracket riveted into place. 10" and 12" wide groovers have stiffeners welded across ends to assure flatness. Special sizes available on request.

- HVHG4104** Walking Groover 10" x 10" w/ 7/8" Deep Groove
- HVHG4974** Walking Groover 9" x 7" w/ 7/8" Deep Groove

ALL ANGLE WALKING EDGERS

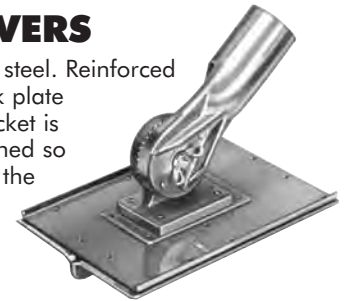


Made of heavy gauge stainless steel, this tool is reinforced with an electrically welded back plate to which the all angle attachment is fastened. No rivets breakup, completely smooth face. Comes with 5' wood handle.

- KRCC127** 10 x 10-3/8" R Walking Edger w/ Handle

WALKING GROOVERS

Made of heavy gauge stainless steel. Reinforced with an electrically welded back plate to which the handle socket bracket is fastened. Handle can be tightened so you can flip it from one side to the other. Handle socket accepts threaded bull float extension handles. No rivets break up, completely smooth face.

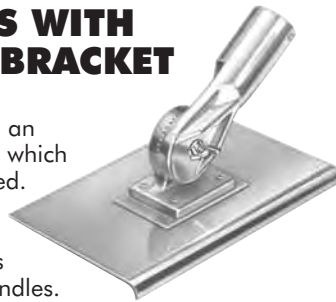


- CC-355** 10" x 3-1/2" (Bit 3/4"W x 1/2"D x 3/8"R)
- CC-356** 8" x 6" (Bit 1/2"W x 3/4"D x 1/4"R)
- CC-357** 8" x 5" (Bit 3/4"W x 1"D x 3/8"R)



WALKING EDGERS WITH HANDLE SOCKET BRACKET

Made of heavy gauge stainless steel. This tool is reinforced with an electrically welded back plate to which the handle attachment is fastened. Handle can be tightened so you can flip it from one side to the other. Handle socket accepts threaded bull float extension handles.



- CC-350** 10" x 6" Size, 3/8" Radius, 1/2" Lip
- CC-351** 8" x 5" Size, 3/8" Radius, 1/2" Lip

SINGLE ACTION TWO-WAY WALKING EDGERS

Made of heavy gauge stainless steel. This tool is reinforced with an electrically welded back plate to which the handle socket bracket is fastened. Handle can be tightened so you can flip it from one side to the other. Comes with 5' wood handle.




- CC-214** 10" x 6" Size, 3/8" Radius, 1/2" Lip
- CC-242** 10" x 6" Size, 1/2" Radius, 5/8" Lip
- CC-243** 10" x 10" Size, 1/2" Radius, 5/8" Lip
- CC-245** 10" x 10" Size, 1/8" Radius, 1/2" Lip
- CC-244** 8" x 4" Size, 1/2" Radius, 5/8" Lip

WALKING GROOVERS

Bronze Walking Groover

All long handled groovers cut sharp, clean grooves from a standing position. Lets you easily handle professional concrete finish work. Comes with 5' wood handle that will adjust to the right working angle.



- CC-303** 6" x 4-1/2" (Bit 3/8"W x 1/2"D)
- CC-304** 6" x 4-1/2" (Bit 7/8"W x 3/4"D)
- CC-305** 6" x 4-1/2" (Bit 3/8"W x 3/4"D)
- CC-314** 6" x 4-1/2" (Bit 1/2"W x 1"D)
- CC-317** 7-1/2" x 4-1/2" (Bit 3/4"W x 1-1/2"D)
- CC-374** 8" x 4-1/2" (Bit 1/2"W x 1"D)
- CC-276** 8" x 8" (Bit 3/8"W x 3/4"D)
- CC-277** 8" x 8" (Bit 1/4"W x 3/4"D)
- CC-278** 8" x 8" (Bit 3/8"W x 1"D)
- CC-279** 8" x 8" (Bit 5/8"W x 1-1/2"D)



CC-275 Deep Bit Walking Groover

Our Bronze deep bit walking groover has a belt polished surface that makes it easy to cut sharp, clean grooves in both directions. Comes with 5' wood handle. Size: 8" x 4-1/2" (Bit 1/2"W x 1"D).



Concrete Products

AIRPLANE GROOVER

Cast Aluminum
Adjustable Groover

Bit size matches hand groovers (CF304 & CF314) in depth and radius. EASY-Tilt® II bracket allows finisher to use tool at just the right angle.



CC-304A	24" x 8"	3/4" Bit Groover
CC-304B	12" x 8"	3/4" Bit Groover
CC-314A	24" x 8"	1" Bit Groover
CC-314B	12" x 8"	1" Bit Groover

BRONZE GROOVER & EDGER SET

Kraft bronze one-piece edger and edger are meticulously crafted with belt polished surfaces that give clean smooth edges. Perfect for matching edge and groove finishes on sidewalks and driveways.



CF-318	Edger, 6" x 3", 3/8" radius
CF-319	Groover, 6" x 6", 5/8" wide bit, 3/4" deep, 3/8" radius
CF-324	Edger/Groover Set

FRESNO TROWEL GROOVER ATTACHMENT


Change your fresno into a long handled groover by simply turning the two thumb screws. Use more than one to make parallel grooves. 3/8" wide at the top on 1/4" radius. Fits 5" wide fresnos.



CC-623	1/2" Bit Depth
CC-625	3/4" Bit Depth
CC-626	1" Bit Depth

BRONZE BULL FLOAT GROOVER ATTACHMENT

Attaches with two thumbscrews. Use bull float as groover. Mount as many groovers as needed. Works on 8" wide.



	Bit Depth	Radius	Width
CC-940	3/4"	1/4"	1/2"
CC-941	1"	1/4"	1/2"
CC-942	1-1/2"	1/4"	1/2"
CC-943	2"	1/4"	1/2"

BRONZE GROOVERS



All Kraft bronze groovers are meticulously crafted with belt polished surfaces that make it easy to cut sharp, clean grooves. They are long wearing and have the features the professional craftsmen demand.



CF-314 Deep Bit 6" x 4-1/2"
1" Deep Bit, 1/2" Wide Bit



CF-304 Big Bit 6" x 4-1/2"
3/4" Deep Bit, 5/8" Wide Bit



CF-315 Canadian Deep Bit 6" x 4-1/2"
1-1/4" Deep Bit, 1/2" Wide Bit

CONCRETE NAME STAMP



Bronze Custom Concrete Name Stamp

The perfect way to mark concrete for permanent identification. Stamp is 5" x 9" oval with flat ends.



Your Name & Date Here!

CUSTOM STAMPS

Proline is capable of making a stamping tool in just about any likeness, shape or size. Here are some example of the detail that Proline can produce in an easy to install stamping tool.

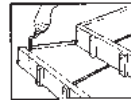


We Also Do Custom Logos!

CONCRETE STEP-SAVER® TOOLS



NOW! Achieve perfect Control Joints and Corners before you remove the forms.



STEP-SAVER® GROOVERS

These Groovers are used to groove Vertical and Horizontal Control Joints into the face of slabs, curbs and steps while the forms and concrete are still in place. Easy to use, just work it between the form and concrete for a perfect joint.



CF-007	12"L x 3/8"W x 3/4"D
CF-008	12"L x 1/2"W x 1"D
CF-009	12"L x 7/8"W x 3/4"D
CF-010	6"L x 1/2"W x 1"D

STEP-SAVER® EDGERS

These Vertical Edgers will make finishing step corners a breeze. Just insert and work this tool between forms and concrete at step corners. When risers are stripped, you'll have a perfect rounded corner.



CF-001	10"L x 3/8"R
CF-002	10"L x 1/2"R
CF-003	10"L x 3/4"R

Concrete Products

STAINLESS STEEL EDGERS

Rivet Free!



6" Long Sidewalk Edgers

No.	Width	Radius	Lip
CF-161	1-1/2"	1/4"	3/8"
CF-160	2"	3/8"	1/2"
CF-162	2-1/2"	1/4"	3/8"
CF-170	3"	1/8"	1/4"
CF-163	3"	1/4"	3/8"
CF-164	3-1/2"	3/8"	1/2"
CF-171	4"	1/8"	1/4"
CF-172	4"	1/4"	3/8"
CF-173	4"	3/8"	1/2"
CF-165	4"	1/2"	5/8"
CF-174	4"	3/4"	7/8"
CF-136	6"	1/8"	1/4"
CF-137	6"	1/4"	3/8"
CF-138	6"	3/8"	1/2"
CF-175	6"	1/2"	5/8"
CF-139	6"	3/4"	7/8"

8" Long Sidewalk Edgers

No.	Width	Radius	Lip
CF-169	4"	1/8"	1/4"
CF-168	4"	1/4"	3/8"
CF-167	4"	3/8"	1/2"
CF-166	4"	1/2"	5/8"
CF-185	4"	3/4"	7/8"
CF-127	5"	1/4"	3/8"
CF-128	5"	3/8"	1/2"
CF-129	5"	1/2"	5/8"
CF-130	5"	3/4"	7/8"
CF-100	6"	1/8"	1/4"
CF-101	6"	1/4"	3/8"
CF-102	6"	3/8"	1/2"
CF-103	6"	1/2"	5/8"
CF-104	6"	3/4"	7/8"
CF-105	8"	1/8"	1/4"
CF-106	8"	1/4"	3/8"
CF-107	8"	3/8"	1/2"
CF-108	8"	1/2"	5/8"
CF-109	8"	3/4"	7/8"

9" Long Highway Edgers

No.	Width	Radius	Lip
CF-155	2-1/2"	1/2"	5/8"
CF-176	3"	1/2"	5/8"
CF-188	4"	1/2"	5/8"
CF-189	4"	3/4"	3/4"
CF-190	5"	3/8"	1/2"
CF-191	5"	1/2"	5/8"
CF-241	6"	1-1/2"	2"

10" Long Highway Edgers

No.	Width	Radius	Lip
CF-158	3-1/2"	1/4"	3/8"
CF-159	4"	3/8"	1/2"
CF-154	4"	1"	1-1/4"
CF-140	4"	1-1/2"	1-1/2"
CF-320	6"	3/8"	1/2"
CF-321	6"	1/2"	5/8"
CF-322	6"	3/4"	1"
CF-323	6"	1"	1-1/4"
CF-240	6"	1-1/2"	2"
CF-143	5-3/4"	2"	2-5/8"
CF-144	6-1/4"	3"	3-1/4"

STEP & CORNER TOOLS

Stainless Steel



Outside Tool

No.	Length	Width	Radius
CF-123	6"	2-1/2"	1/2"
CF-125	6"	2-1/2"	1/4"
CF-121	6"	2-1/2"	Square


Inside Tool

CF-124	6"	2-1/2"	1/2"
CF-126	6"	2-1/2"	1/4"
CF-122	6"	2-1/2"	Square

CURB & GUTTER TOOLS

Stainless Steel

Gutter Tool



Curb Tool

Outside Tool

No.	Length	Width	Radius
CF-193	6"	5"	2"
CF-195	6"	5"	3"
CF-197	6"	5"	1-1/2"

Inside Tool

CF-198	6"	4-1/2"	1-1/2"
CF-196	6"	4-1/2"	2"
CF-194	6"	4-1/2"	3"

CHAMFER TUBE EDGER



Specially designed for creating chamfered edges on round support piers. The degree of slope on the pier edge can be varied depending upon the wetness of the concrete and the angle and pressure of the edger. Made of long wearing one-piece bronze with 1" lip and turned up ends.

CF-382	12" Diameter	CF-385	24" Diameter	CF-388	48" Diameter
CF-383	16" Diameter	CF-386	30" Diameter		
CF-384	18" Diameter	CF-387	36" Diameter		

BRONZE EDGERS



CF312 Jumbo Bronze Edger



No.	Size	Radius	Lip
CF-311	6" x 2-3/4"	1/4"	5/8"
CF-313	6" x 4"	1/4"	5/8"
CF-312	9" x 4"	1/4"	3/4"

Concrete Products

ROUND END MAGNESIUM FLOATS



Round End Magnesium Float

This magnesium hand float has both ends rounded and broken in. It makes floating easier and does a much better job than most hand floats

- CF076PF** 16" x 3-1/4" w/ ProForm® Handle
- CF0676** 16" x 3-1/4" w/ wood handle

MAGNESIUM FLOATS

Magnesium Float with ProForm® Handle

This popular float is made of very hard & durable magnesium. Handle position gives the tool perfect balance. Both ends are beveled and the blade is broken in with rounded corners.



- CF016PF** 16" x 3-1/4"
- CF020PF** 20" x 3-1/4"

Wide Magnesium Float with ProForm® Handle

Broken in shape with rounded corners. Float is 3-1/2" wide. Made of the same hard magnesium used in out other extruded floats.



- CF015PF** 16" x 3-1/2"


Magnesium Floats with Wood Handles

Same as above but with standard wood handles.

- CF012** 12" x 3-1/4"
- CF014** 14" x 3-1/4"
- CF016** 16" x 3-1/4"
- CF016M** 16" x 3-1/4" high lift handle
- CF016NP** 16" x 3-1/4" (no paint)
- CF018** 18" x 3-1/4"
- CF020** 20" x 3-1/4"
- CF024** 24" x 3-1/4"
- CF015** 16" x 3-1/2" wide
- CF015M** 16" x 3-1/2" wide - high lift handle



REPLACEMENT FLOAT HANDLES



- A) **CF-261** 10" Wood Float Handle.
- B) **CF-262** 10" Wood Drilled Countersunk Handle.
- C) **CF-050** 10" Wood High Lift Float Handle.
- D) **CF-263** 7-1/4" Wood Float Handle.



ProForm® Float Handle

- CF-266** ProForm® Float Handle with holes
- CF-267** ProForm® Float Handle without holes

BEVELED REDWOOD FLOAT



Made of selected redwood, the float face is beveled to make it possible to work in the tightest quarters.

- CF-256** 15" x 3-1/2"
- CF-257** 18" x 3-1/2"



MAGNESIUM FLOATS



Fine Line Magnesium Float

The ends are beveled down allowing you to work in close. Broken in blade has round corners. Fitted with standard or high lift float handle.

- CF064** 16" x 3-1/4" w/ standard handle
- CF064M** 16" x 3-1/4" w/ high lift handle



Cast Magnesium Float

Long wearing cast magnesium is an old favorite with the finishing pro. Lightweight, straight and durable. Corners rounded and both ends are beveled.

- CF066** 16" x 3-1/4" w/ high lift handle



LAMINATED CANVAS-RESIN FLOAT



Wears like magnesium for extremely long wear. Laminated canvas-resin is 3/8" thick rounded corners and broken-in face.



- CF-503** 12" x 3-1/2"
- CF-504** 14" x 3-1/2"
- CF-505** 16" x 2-1/2"
- CF-506** 18" x 3-1/2"
- CF-507** 20" x 3-1/2"

DRIVEWAY APPROACH TOOL



CF266H Driveway Approach Tool
16" magnesium with wood handle. Designed to provide an 8" bevel in front of overhead doors for drainage.

Concrete Products

FLOAT HANDLES



MT9112



MT9111



MT9130

Genuine Marshalltown Quality

MT9112 9 x 1-1/4" Wood Handle for Marshalltown #142, 143, 145, & 146 mag floats

MT9111 9 x 1-1/4" Structural Foam Handle

MT9130 9 x 1-1/4" DuroSoft® Handle

MAGNESIUM DARBIES



CF-030 The most popular lightweight 30" darby for precision finish work. 3-1/2" wide at heel, tapered to 2-1/4" at toe. Comes with standard float handle.



(A)

(B)

Extruded Magnesium Darby

Unique T-Channel design gives the finisher the option of adjusting handle to their preference.

(A) Hand & Curb Darby

CC-041 36" x 3-1/4" (2) handles

CC-042 42" x 3-1/4" (2) handles

CC-043 48" x 3-1/4" (2) handles

CC-031 30" x 3-1/4" (1) handle

CC-036 36" x 3-1/4" (1) handle

(B) Darby with Knob Handle

CF-032 30" x 3-1/4"

CF-033 36" x 3-1/4"

BEVELED END MAGNESIUM FLOATS

- Extruded from very hard, durable, lightweight magnesium.
- Our most popular float design.
- Comfortable handle is positioned for perfect balance.
- Handles are secured with torque pad screws that will not back out.
- Assists the user in preparing the surface for troweling.
- Recommended for use with entrained concrete.
- Magnesium floats produce a smoother finish than wood.

14606 12" x 3-1/8" - Wood Handle

14609 12" x 3-1/8" - DuroSoft® Handle

14604 16" x 3-1/8" - Wood Handle

14610 16" x 3-1/8" - DuroSoft® Handle

14605 16" x 3-1/8" - Structural Foam Handle

14602 20" x 3-1/8" - Wood Handle

14611 20" x 3-1/8" - DuroSoft® Handle

Wood Handle



DuroSoft® Handle



Structural Foam Handle



ROUND END MAGNESIUM FLOATS



- Extruded from very hard, durable, lightweight magnesium
- Comfortable handle is positioned for perfect balance.
- Handles are secured with torque pad screws that will not back out.
- Assists the user in preparing the surface for troweling.
- Magnesium floats produce a smoother finish than wood.
- Fully rounded ends that help prevent float marks.

14603 16" x 3-1/8" - Wood Handle

14612 16" x 3-1/8" - DuroSoft® Handle



14603



14612

CAST MAGNESIUM FLOATS

- Cast from the finest magnesium.
- Designed with just the right broken-in shape.
- Cast construction allows more knuckle clearance.
- Placement of handle gives the float perfect balance.
- Handles are secured with torque pad screws that will not back out.
- Assists the user in preparing the surface for troweling.

MT4607 16" x 3-1/8" - Plastic Handle

MT4613 16" x 3-1/8" - DuroSoft® Handle

14607



14613



TAPERED MAHOGANY DARBY

Three sizes designed and made of clear seasoned wood. Finished smooth and comes with either a (3) hole grip or (1) hole grip. Darbies are tapered from about 3-1/2" at the heel to 2-1/2" at the front. Very popular with many concrete finishers.



CF-259 45" (3) hole grip

CF-236 36" (1) hole grip

CF-258 28" (1) hole grip

Concrete Products

XTRALITE® FINISHING TROWELS

Straight Wood Handle



Curved Wood Handle



Straight DuroSoft® Handle



Curved DuroSoft® Handle



- Highest grade high carbon spring steel blade.
- Blade cross-ground to better hold its proper shape.
- Aluminum alloy mounting is fully heat treated for strength, polished, and machine finished to ensure a perfect handle to post fit.
- Exclusive "Diamond Shank" fits perfectly into a square hole of the handle.
- Hardened steel rivets are used to attach the blade to the mounting.
- Each rivet is properly sized and computer fit for added strength.
- Since they are not welded, there is no embrittlement problem causing premature breaking.
- Large toe rivet is 40% larger than other manufacturers use, and gives up to 88% more holding power at this critical point.

13200	10" x 4" -Curved Wood Handle
13201	10" x 4" -Curved DuroSoft® Handle
13204	12" x 3" -Curved Wood Handle
13205	12" x 3" -Curved DuroSoft® Handle
13206	12" x 4" -Straight Wood Handle
13207	12" x 4" -Straight DuroSoft® Handle
13208	12" x 4" -Curved Wood Handle
13209	12" x 4" -Curved DuroSoft® Handle
12132	12" x 5" -Straight Wood Handle
12133	12" x 5" -Curved DuroSoft® Handle
12134	13" x 5" -Curved Wood Handle
12135	13" x 5" -Curved DuroSoft® Handle
13222	14" x 3" -Straight Wood Handle
13223	14" x 3" -Straight DuroSoft® Handle
13224	14" x 3" -Curved Wood Handle
13225	14" x 3" -Curved DuroSoft® Handle
13226	14" x 4" -Straight Wood Handle
13227	14" x 4" -Straight DuroSoft® Handle
13228	14" x 4" -Curved Wood Handle
13229	14" x 4" -Curved DuroSoft® Handle
13232	14" x 4-3/4" -Curved Wood Handle
13233	14" x 4-3/4" -Curved DuroSoft® Handle
13234	14" x 5" -Curved Wood Handle

13235	14" x 5" -Curved DuroSoft® Handle
13244	16" x 3" -Curved Wood Handle
13245	16" x 3" -Curved DuroSoft® Handle
13246	16" x 4" -Straight Wood Handle
13248	16" x 4" -Curved Wood Handle
13249	16" x 4" -Curved DuroSoft® Handle
13282	16" x 4" -Straight DuroSoft® Handle
13250	16" x 5" -Curved Wood Handle
13251	16" x 5" -Curved DuroSoft® Handle
13266	18" x 4" -Straight Wood Handle
13268	18" x 4" -Curved Wood Handle
13269	18" x 4" -Curved DuroSoft® Handle
13267	18" x 4" -Straight DuroSoft® Handle
13262	18" x 4-1/2" -Curved Wood Handle
13263	18" x 4-1/2" -Curved DuroSoft® Handle
13278	18" x 5" -Curved Wood Handle
13279	18" x 5" -Curved DuroSoft® Handle
13270	20" x 4" -Straight Wood Handle
13272	20" x 4" -Curved Wood Handle
13273	20" x 4" -Curved DuroSoft® Handle
13274	20" x 5" -Straight Wood Handle
13276	20" x 5" -Curved Wood Handle
13277	20" x 5" -Curved DuroSoft® Handle

FINISHING TROWELS



Permashape Trowel with 'worn-in' blade ensuring immediate optimum usability. Premium quality construction for professional use. Durasoft® handle securely riveted to blade.

MT3247	4" x 16"
MT3265	4" x 18"
MT3271	4" x 20"

STAINLESS STEEL TROWELS



- Made from the highest grade stainless steel and tempered to a golden finish - stainless steel rivets.
- Aluminum alloy mounting is lightweight but very strong.
- Smooth, natural finish hardwood is securely attached.

13401	12" x 4" -Curved Wood Handle
12148	12" x 5" -Curved Wood Handle
12150	13" x 5" -Curved Wood Handle
13402	14" x 4" -Curved Wood Handle
13403	14" x 4-3/4" -Curved Wood Handle
13422	14" x 5" -Curved Wood Handle
13404	16" x 4" -Curved Wood Handle
13424	16" x 5" -Curved Wood Handle
13406	18" x 5" -Curved Wood Handle
13408	20" x 5" -Curved Wood Handle



XTRALITE® MIDGET TROWELS



- Made from the highest grade spring steel, properly shaped and tempered.
- Aluminum alloy mounting is lightweight but very strong.
- Resilient DuraSoft® handle provides a soft feel, reduces fatigue, and offers excellent durability.

13104	8" x 3"
13106	8" x 3" with Stainless Steel Blade

FLOAT HOOK



FH1000 Safety Float Hook

Holds hand floats and other tools clips to belt float hook

- Clips to belt
- Holds hand floats and other tools

Concrete Products

XTRALITE® POOL TROWELS

Blade is made from the highest grade spring steel that is properly shaped and tempered. Short aluminum alloy mounting is lightweight but very strong. Resilient DuraSoft® handle provides soft feel, reduces fatigue, and offers excellent durability.



- 13109** 10" x 3" -Curved DuraSoft® Handle
- 13111** 12" x 3-1/2" -Curved DuraSoft® Handle
- 13113** 14" x 4" -Curved DuraSoft® Handle
- 13135** 14" x 4" -Straight DuraSoft® Handle
- 13117** 16" x 4-1/2" -Curved DuraSoft® Handle
- 13137** 16" x 4-1/2" -Straight DuraSoft® Handle
- 13119** 18" x 5" -Curved DuraSoft® Handle
- 13121** 20" x 5" -Curved DuraSoft® Handle



HIGH CARBON BLUE STEEL POOL TROWELS

Blade is made from the highest grade blue spring steel that is properly shaped and tempered. Short aluminum alloy mounting and curved hardwood handle. Blade is flexible enough to bend to almost any radius. Ends of blades are fully rounded.



- 13125** 12" x 3-1/2" -Curved Wood Handle
- 13130** 14" x 4" -Curved Wood Handle
- 13126** 16" x 4-1/2" -Curved Wood Handle
- 13128** 18" x 5" -Curved Wood Handle
- 13132** 20" x 5" -Curved Wood Handle



XTRALITE® FULLY ROUNDED TROWELS

Made from the highest grade blue spring steel that is properly shaped and tempered. Long aluminum alloy mounting is lightweight but very strong. Fully rounded ends prevent the blade from digging into the concrete.



- 13520** 14" x 4" -Curved Wood Handle
- 13522** 16" x 4" -Curved Wood Handle
- 13524** 18" x 4" -Curved Wood Handle
- 13526** 20" x 4" -Curved Wood Handle
- 13528** 20" x 5" -Curved Wood Handle



XTRALITE® ROUNDED FRONT TROWELS

Made from the highest grade blue spring steel, properly shaped and tempered. Long aluminum alloy mounting is lightweight but very strong. Fully rounded front end for working around curvatures.



Curved DuroSoft® Handle



- 13510** 16" x 4" -Curved Wood Handle
- 13511** 16" x 4" -Curved DuroSoft® Handle
- 13512** 18" x 4" -Curved Wood Handle
- 13513** 18" x 4" -Curved DuroSoft® Handle
- 13514** 20" x 4" -Curved Wood Handle
- 13515** 20" x 4" -Curved DuroSoft® Handle
- 13516** 20" x 5" -Curved Wood Handle
- 13517** 20" x 5" -Curved DuroSoft® Handle



SCREEDS

Lightweight Magnesium Screeds

Made of the finest magnesium alloy available. These screeds are built for strength and rigidity but lightweight enough for those big jobs. Ends are capped to prevent concrete from building up inside.



1" x 4"	1-1/2" x 3-1/2"	2" x 5"	2" x 4"
CC-506 6'	CC-610 10'	CC-419 16'	CC-406 6'
CC-508 8'	CC-612 12'	CC-420 20'	CC-408 8'
CC-512 10'	CC-614 14'	CC-424 24'	CC-410 10'
CC-514 12'	CC-616 16'		CC-412 12'
CC-516 16'	CC-620 20'		CC-414 14'
			CC-416 16'
			CC-417 20'

MORTAR HOE



BC228 Heavy-Duty Mortar Hoe

Has two holes for better mortar mixing. 66" shovel type wood handle. 6" x 10" Blade. Preferred by the pros.



MARKER



MIL02-48-22-3100 Milwaukee InkZall Permanent Markers are optimized for jobsite conditions. The durable tip is designed to withstand writing on rough surfaces such as OSB, cinderblock and concrete and writes through dusty, wet or oily contamination.



Ask about our
Decorative Concrete Catalogs!

Concrete Products

KNEE PADS



G361 Professional Ultra-Flex® Gel Kneepads

"Comfort Zone" gel center provides maximum cushioning for all-day wearability. Soft, flexible outer shell protects and grips most surfaces without scratching or scuffing. One size fits all.



CONCRETE SHOES



Shoe-In Concrete Finishing Shoes
NO STRAPS design, you don't need to use your hands to put on the shoes.

- SHO1000** Flat Bottom Concrete Finishing Shoes - Large (9-11)
- SHO1100** Flat Bottom Concrete Finishing Shoes - X-Large (11+)
- SHO2000** Spiked Pro Finish Shoes - Large (9-11)
- SHO2100** Spiked Pro Finish Shoes - X-Large (11+)

GUNITE SHOES

Gunite Shoes

Flexible plastic lets you work on gunite, epoxy or sealers with ease of movement. 13-3/4" (overall length) steel spikes on bottom of the shoe.



KRHC177 Flexible Gunite Shoes

SLUSH BOOT



17" Slush Boot

Extra Wide, 17" High Over-the-Shoe Slush Boot. Available in High-Visibility Yellow or in all Black.



- | | |
|------------------------|------------------------|
| APSLB11 Size 11 | APSLB14 Size 14 |
| APSLB12 Size 12 | APSLB15 Size 15 |
| APSLB13 Size 13 | APSLB16 Size 16 |

SLUSH BOOT



17" Super Tough Slush Boots

The most puncture and tear resistant slush boots in the world because TREDS are molded from nature's strongest elastic material... latex natural rubber.



- | |
|---|
| TRD17852 17" Black TREDS Slush Boots - Large |
| TRD17853 17" Black TREDS Slush Boots - X-Large |
| TRD17855 17" Black TREDS Slush Boots - Large / X-Large |

MIXING PAIL



KRGG468 5 Gallon Plastic Bucket
Marked Liters, Quarts and Gallons Measurements on Side.

KNEE PADS



KPI-KPUF01

Knee Pro Ultra Flex III Knee Pads

Hard Plastic outer shells are extremely strong. Non-Marking Grip-Strip on any surface. Speed clips snap easily into place for quick on-off. 1/2 inch closed cell inner foam pad offers the ultimate in comfort and protection. Hinged for ease of movement.



KNEE PADS



KPI-KPZG03 The Knee Pro™ Zero Gravity™

is one of the lightest kneepads on the market today. Yet durable enough for many uses. Ideal for roofing, plumbing, flooring, tile, gardening, carpentry, electrical, home repair, maintenance, finishing work, etc.




KNEEBOARD



WL-069 "EZ-Kneeler"

A thermoplastic 2" thick rubber cushion securely fastened to 14" x 24" poly-propylene tray. Weighs only 2 lbs.

KNEEBOARD



MT6451

Kneeler Board

Extra large handle grips. Black foam pad securely fastened to generously sized polypropylene tray.


CONCRETE SLIDERS

CC-153

Knee boards made of lightweight, tough heavy duty polystyrene plastic. Easy to use and easy to clean. One size fits all. They are durable and easy to use. Knee pads are replaceable.



CONCRETE SLIDERS



CC-150

- | |
|---|
| CC-150 Pair 31" x 8" Heavy Duty #16 gauge |
| CC-151 Pair 28" x 8" Heavy Duty #16 gauge |
| CC-162 Pair 28" x 8" Lightweight #18 gauge |



CC-162

Concrete Products

DELUXE FINISHING BRUSH



This finishing brush is equipped with an adjustable, extra strong handle socket, bull float tip and standard handle tip. Use on large concrete areas where grain finish needs to extend for long distances. Fits any 15/16" dia. standard threaded handle (sold separately). Filled with 3 rows of soft plastic bristles. Trim 3".

- LB5730** 30" Concrete Broom w/ Adjustable Bracket
- LB5736** 36" Concrete Broom w/ Adjustable Bracket

CONCRETE FINISHING BRUSH



Black Polypropylene Bristles staple set in clear lacquered hardwood block with threaded handle hole. Three rows of filling material.
FINE FINISH - used for applying a fine finish on newly poured concrete and for applying coatings on asphalt or concrete. Hang-up hole. Length of Trim: 3-1/4".

- | | |
|-----------------------------|--|
| LB2118 18 inch Brush | LB2124H 24 inch Horsehair Brush |
| LB2124 24 inch Brush | LB2136H 36 inch Horsehair Brush |
| LB2136 36 inch Brush | LB2148H 48 inch Horsehair Brush |
| LB2148 48 inch Brush | |

COARSE FINISH - used for applying a coarse finish on newly poured concrete. Hang-up hole. Length of Trim: 2-1/4".

- LB2518** 18 inch Brush
- LB2524** 24 inch Brush

CONCRETE FINISHING BRUSH



Concrete Finishing Brush

Staple set in clear lacquered hardwood block with one threaded handle hole. Three rows of filling material. Applies a fine finish on newly poured concrete. Yellow styrene bristles.

- MG2124Y** 24" Yellow Concrete Broom
- MG2136Y** 36" Yellow Concrete Broom

CEMENT COATER BRUSH

LB561 Best Grade White Tampico fiber staple set in clear lacquered hardwood block with 6-3/4" red handle attached. Block size: 6-1/2" L x 2" W. Length of Trim: 4".



CONCRETE FINISHING BROOMS



Chameleon Single Brush System

Adjustable push-pull angled design uses sides of the bristle, not the ends to produce a superior brush finish. #612 Dupont nylon resin, high density polyethylene block, and our aluminum extruded channel, makes this the most durable brush on the market. Black=soft, Orange=medium, Green=stiff.



- MARMBCT4S-10-0** 4' Chameleon Single Broom - Black
- MARMBCT4S-16-0** 4' Chameleon Single Broom - Orange
- MARMBCT4S-22-0** 4' Chameleon Single Broom - Green
- MARMBCT6S-10-0** 6' Chameleon Single Broom - Black
- MARMBCT6S-16-0** 6' Chameleon Single Broom - Orange

CONCRETE FINISHING BRUSHES



Auto Glide Concrete Finishing Brushes

To be used with handles, automatically tilts on both push and pull passes. No need to lift your brush across your pour. Black=soft, Orange=medium, Green=stiff.



- MARMBCA36-AG-BK** 36" Finish Brush - Auto Glide - Black
- MARMBCA36-AG-GR** 36" Finish Brush - Auto Glide - Green
- MARMBCA36-AG-OR** 36" Finish Brush - Auto Glide - Orange
- MARMBCA36-KIT** 36" Auto Glide Broom Kit - Includes Black, Green, & Orange Brushes in Heavy Duty Case

CONCRETE FINISHING SYSTEM



Chameleon Trac II™ Rope Brush

The only patented handleless concrete Finishing Brush on the market, eliminating width restrictions! Excellent in confined areas or on wide pours where handles are awkward or won't reach.



- MARMBCT4KIT** 4' Chameleon Trac II Concrete Finishing Broom Kit

CONCRETE FINISHER'S BRUSH



LB190 Soft Horsehair Brush

Bristles staple set in clear lacquered hardwood block. Two rows of soft horsehair make this an ideal brush for applying a fine brush finish on small area concrete jobs such as patch jobs, concrete stairs and concrete curbs. Block size: 12" long, Length of Trim: 2".



Concrete Products

DRUM PUMP SPRAYER

A full featured, easy-to-use power sprayer that can be positioned on top of any container you wish to dispense from. Designed to replace the standard pump-up sprayers and will reduce the time needed for most spray-on applications, freeing labor for other tasks. Available in either AC or DC power options that easily spray high solids and high viscosity products.



WAGMAN
METAL PRODUCTS, INC.

WG00100 AC Drum Pump Sprayer
WG00200 DC Drum Pump Sprayer

FORM SPRAYER

DF1000 Duraform's® 27 Gallon Form sprayer extends the life of your forms. Apply a uniform film of release agent. No wasted product. Six times faster than by hand. 5HP Honda -100' Hose.



DURAFORM
CONCRETE FORMING SYSTEMS

CONSTRUCTION SPRAYER

The Industry Standard!

CH1949
Farrell Concrete Sprayer
3-1/2 Gallon Capacity. Tri-Poxy® Coated Steel Tank. 48" Heavy-Duty 300psi Flame Resistant Hose. 24" Brass Extension Wand. 14" Brass Pump .5 GPM Brass Fan Nozzle. Brass Shut-Off.

CHAPIN



CONSTRUCTION SPRAYER

CH1949-1
Concrete Sprayer
3-1/2 Gallon Capacity. Tri-Poxy® Coated Steel Tank. 48" Heavy-Duty 300psi Flame Resistant Hose. 24" Brass Extension Wand. 14" Brass Pump .5 GPM Brass Fan Nozzle. Brass Shut-Off.

CHAPIN



DRUM PUMP

JE140030
Rotary Hand Pump

- Fits 15 to 55 gallon drum with 2" bung openings.
- Rotary vane type pump for dispensing gasoline, diesel fuel, kerosene, machine oil, lube oil, transmission fluid, hydraulic fluid and similar light petroleum products.
- 4' PVC discharge hose.



JET
EQUIPMENT & TOOLS

DRUM PLUG WRENCH

HSDPW Drum Plug Wrench
Made of a non-sparking bronze alloy. Opens a large variety of drum plugs.



UTILITY BRUSHES



Magnolia Brush

633

634

635

636

Poli-block Utility or Fender Brushes

A low cost, high quality plastic block brush for all general cleaning. The block is moisture and bacteria proof.

HEAVY DUTY SPRAYER

CH2279
Concrete Sprayer
3.0 Gallon Capacity. Wide mouth for no mess filling & cleaning. 36" Heavy Duty nylon reinforced hose resists chemicals. 18" Brass Curved Extension Wand. Brass Fan Nozzle. Brass Shut-Off with Lock-On Feature. Pressure Relief Valve/Gauge.



CHAPIN

ACID SPRAYER

CH2224
2 Gallon Industrial Acid Staining Sprayer.



CHAPIN

SPRAYER

CH1046
48oz. Industrial Viton Cleaner/Degreaser Sprayer.



CHAPIN

SPRAYER

A professional grade spray gun where no compressor is needed. It can spray whatever you want, within reason. Each Sprayer is powered like a traditional aerosol can, but operates like a traditional spray gun.

PREVAL
Spray Gun. It's Powerful.

PRV267 Complete Preval Spray System
PRV268 Preval Replacement Power Unit



Concrete Products

SCYTHE STONE



UA 120L Scythe Stone
10" x 1-5/16" x 9/16"



HAND/FLOOR RUBS

Vitrified Bonded Abrasives

Removes form marks on concrete.



Handle: For extra comfort and working overhead.

Fluted: For extra shearing action.

Plain: For cleaning castings and dressing bench grinding wheels.

- UA25040** 6" x 3" x 1" Rubbing Stone w/ Handle
- UA25050** 8" x 3-1/2" x 1-1/2" Rubbing Stone w/ Handle
- UA25062** 8" x 2" x 2" Scored Rubbing Stone Fine Grit
- UA25030** 8" x 2" x 2" Fluted Rubbing Stone

FLOOR SCRAPER

Ideal for after work clean up. Scraper blades are firm but flexible. Comes with heavy-duty 5' shovel type wood handle.

- CC-214** 14" Scraper
- CC-218** 18" Scraper
- CC-222** 22" Scraper
- CC-207** 14" Replacement blade
- CC-208** 18" Replacement blade
- CC-209** 22" Replacement blade



FLOOR SCRAPER

T-Handle Floor Scraper

Floor scraper has 7" blade that shaves all kinds of floor coverings on any type of floor. Also scrapes carpeting. All steel "T" handle is 54" long. Blades are replaceable.

- GG-393** 7" Scraper
- GG-394** 7" Replacement blade



FLOOR SCRAPERS



All steel construction.



- KRFC506** 8" Floor Scraper w/ Adjustable Handle
- KRFC507** 3 Pc Pack 8" Replacement Blades for KRFC506
- KRFC520** Heavy Duty 5" Scraper w/ 15" Handle
- KRFC521** 10 Pc Pack 5" Replacement Blades for KRFC520

REBAR TIER



MAXRB397 Rebar Tier

14.4V Li-Ion Battery-operated rebar tying tool allows for high-speed tying at less than a one-second tying speed. One-hand operation. Three wraps per tie (21-gauge wire). Handles #3 x #3 to #5 to #6 rebar. Weighs just 5.2 lbs.

- MAX02-TW897A** 50 Roll Box Tie Wire for RB397
- MAX02-TW897APC** 50 Roll Box Poly Coated Tie Wire for RB397
- MAX05-JPL914** 14.4V Li-Ion Battery for RB397

REBAR TIER



MAXRB517 Rebar Tier

Reduces tying time, by working 5 times faster than manual tying. With a long-life 14.4V Li-Ion battery the RB517 gives you 1,800 ties per charge and charges in 30 minutes. Ties up to #7 x #8 rebar. Weighs only 5.3lbs.

REBAR TIER



MAXRB655 Rebar Tier

The RB655 battery-operated rebar tying tool is capable of tying up to #9 by #8 rebar. Wraps 16-gauge TW1525 wire around the tying area, then cuts and twists in approximately one second. Simple to use and ergonomically designed. Weighs 7.2lbs.

- MAXTW1525** 50 Roll Box Tie Wire for RB650
- MAXJP509** 9.6 Volt Battery For RB655



We are your Tie-Wire Resource!



REBAR CUTTER

MAX03-PJRC160(CE) 25.2 Volt Rebar Cutter with Charger & 1 Battery

The PJRC160 allows the user to cut up to #5 rebar cordlessly. The portability of the tool allows for a dynamic and changing worksite. Only 3.3 secs, per cut. High powered 25.2V battery, The PJRC160 has the fastest cutting time in the market. Thanks to Lithium-ion battery technology, the PJRC160 makes approximately 170 cuts per charge, highest in its class.



Concrete Products

REBAR CUTTERS




Multiquip's Electro-Hydraulic Rebar Cutters simplify the job. They're compact, portable machines that can easily and safely cut rebar right at the job site with minimum effort. Our HBC-Series of lightweight, hand held cutters can be used on virtually any rebar job. Standard Equipment: Hex Wrenches, Hydro Oil, Wood Carrying box.



HBC-16DI Cutting Capacity: (No. 5) 5/8"
MQHBC-19 Cutting Capacity: (No. 6) 3/4"
HBC-25 Cutting Capacity: (No. 8) 1"

REBAR-CUTTER BENDER



TOLMAN TOOL Mfg. Inc.

TT1000 Cuts up to 5/8" rebar

REBAR BENDER/ CUTTERS

FASCUT®

FS-600
Portable Cutter/Bender combination machine for up to 3/4" (#6) rebar.

The Model FS-600 is a compact cutter/bender combination machine. Two handles allow two people to pick up and carry the unit. It plugs into a standard 110 volt outlet or can be run off a generator (3500 watts or larger).



REBAR BENDER/ CUTTERS

FASCUT®

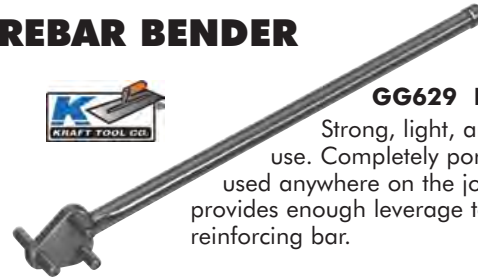
FR-800C
Rotary Bender/Cutter combination machine for up to 1" (#8) rebar.

Easy to operate, safe, and ruggedly built. By saving time, labor and money, your investment will be paid back over and over again. Units are electric/hydraulic and plug into a standard 110 volt outlet or can be run off a generator.

Also Available: **FR-800** Rotary Bender (Bender Only)
FC-800 Cutter (Cutter Only)



REBAR BENDER



GG629 Rebar Bender

Strong, light, and simple to use. Completely portable. Can be used anywhere on the job. 36" length provides enough leverage to bend 5/8" reinforcing bar.

WIRE REEL



KRGG309
 Lightweight Reeler of sturdy, safety yellow Lexan for fast, easy dispensing of tie wire from the workers utility belt.



METAL WIRE REEL



KLEIN TOOLS
 For Professionals... Since 1857™

KL27400 Rugged, lightweight reel feeds pre-coiled wire smoothly, easily, and quickly. Saves time and reduces waste. Handles all types of tie-wire and is designed for left or right hand use. Made of smooth aluminum alloy with wear parts made of steel.



WIRE TWISTERS

GG310 Tie Wire Twister Designed to twist wire bar ties with a minimum of effort. Lets you do the job right, quickly and safely.



WIRE TWISTERS



AMBPT Blitz P Automatic Tool (Plastic Handle)
 All aluminum construction will hold up in the harshest conditions and the ergonomic handle helps with hand fatigue.

WIRE TIES 5000 per Bundle



AM1004 4" Wire Ties
AM1005 5" Wire Ties
AM1006 6" Wire Ties
AM1008 8" Wire Ties
AM1010 10" Wire Ties
AM1012 12" Wire Ties



Other Sizes Available. PVC Coated Available.

TIE WIRE ROLL



AM1001 16 Gauge Roll
AM1002 16 Gauge Plastic Coated Roll
AM2009 #9 Wire 16 Ga. 100lb. Coil
AM1003 Sharkskin 60 lb. Shark PVC Coated Roll



Concrete Products

PLASTIC HOPPER

GS484

PVC Three-In-One Hopper

- 12", 8", 6" Discharge Diameters.
- Durable and lightweight.
- 36" Square with Step Diameter Discharge.
- Metal Hooks for Latching Steel Collars.



GREENSTREAK

TRUNK COLLARS

GS688

8" Elephant Trunk Collar

- Available for use with 8" or 12" Elephant Trunks.
- Provides Quick Release from Hoppers.



GREENSTREAK

PVC ELEPHANT TRUNK

- Prevents aggregate separation.
- Manufactured from PVC; elephant trunks are flexible and durable.
- Can be trimmed to length with a utility knife.



GS682 8" x 50' Elephant Trunk
GS683 12" x 50' Elephant Trunk

NOTE: Elephant Trunks should not be used in lengths greater than 25 feet

GREENSTREAK

STEEL BANDING CLAMPS

GS690 One Size Secures any Greenstreak Elephant Trunk.

GREENSTREAK



HANDY CHUTES



Handy-Chutes fit all front and rear discharge mixers.

Other Sizes Available!

Great For Pouring:

- Wall Forms
- Basements
- Block Walls
- Foundations
- Well Casings
- Swimming Pools

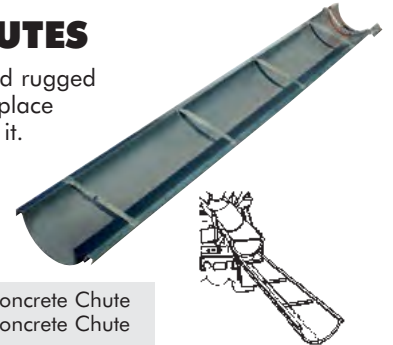
GADGETS MFG. CO.

GS07 8" Concrete Chute PVC with 5' Elephant Trunk

CONCRETE CHUTES

Lightweight aluminum and rugged steel chutes allow you to place concrete where you need it. Don't pull it... Place it.


DURAFORM
CONCRETE FORMING SYSTEMS



DFSC12 12' Steel Concrete Chute
DFSC16 16' Steel Concrete Chute

CONCRETE CHUTES

Extruded aluminum one-piece concrete chutes. Lightweight and super tough. Flat bar braces across the top of each chute provides extra strength. Comes with chain for attaching to truck.



Concrete Chute Tool

No.	Size	Weight
CC-988	8'	42lbs.
CC-992	12'	75lbs.
CC-996	16'	98lbs.
CC-999	20'	120lbs.

(Add "F" to the number for flare)
CC987 Concrete Chute Tool

CONCRETE CHUTE

EZ Grade LLC



EZZGEZ101

#EZ-101 EZ Grade Chute

The new EZ way to grade a basement while saving money, time, and increasing PROFITS! Never build another plywood chute again. No guessing from the skid-steer operator on how much rock to load. Skid-steer operator can grade nearby jobs while filling chute. Use EZGRADE to place rock while installing drain tile in basements.



Concrete Products

LIGHTWEIGHT ROUND-GATE CONCRETE BUCKETS

The Garbro Round-Gate or 'R' Series Concrete Bucket is 30% to 50% lighter than most standard steel buckets of the same capacity. The Double Clamshell 16 inch diameter gate featuring the patented Garbro venturi throat is non-jamming, grout tight, and self closing. A variety of attachments are available for all 'R' series buckets, including hoppers, side chutes, air-operated gate systems, and extension collars.

MODEL NO.	RATED CAPACITY CUBIC YARDS	LEVEL CAPACITY CUBIC FEET	OUTSIDE DIAMETER INCHES	LOADING HEIGHT INCHES	WEIGHT POUNDS
410-R	1/3	10.0	38	34	237
413-R	1/2	13.5	38	41	257
420-R	3/4	20.3	47	44	316
427-R	1	27.5	56	46	400
440-R	1-1/2	40.5	63	53	491
454-R	2	54	70	58	642
483-R	3	83	70	72	800



RUBBER ACCORDION HOPPERS

409-E

These hoppers confine concrete when pouring into narrow forms and prevent segregation due to free-fall. Fastened to the bucket gate, the hopper opens and closes with the gate itself to control spillage and ensure proper flow control. When grounded, it folds under the bucket without damage.



CONCRETE WASHOUTS



On the job site, the last thing you want to worry about is setting up a complicated washout for equipment and tools. Our corrugated washout is the simplest washout on the market. Its patent pending folding design allows it to be stored flat and stored in the cab of a mixer truck or strapped to the outside for quick deployment. Portable, easy to setup, and cost effective. It is made from heavy-duty, 350# water-treated Kraft fiberboard so that it is light and durable yet folds flat for easy storage.

OUT-945-123030 30" X 30" X 14"h
OUT-945-123404 4 ft. X 4 ft. X 14"h

MINI CONCRETE MIXER



MQMC3PEA Mix-N-Go


3 Cu Ft Poly Tub Concrete Mixer with Stand 3/4HP Electric motor. Durable, versatile and ideal for users of all skill levels. Perfect for small footings, bases, patching. Use as a wheelbarrow or with a stand. Thick polyethylene drum - Resists rust and dents.



POWER MIXER

COL-X01 Professional Hand-Held Power Mixer

Optimum performance and perfect ergonomics. Easy to operate with a straight back and ergonomically shaped grip handles. State-of-the-art motor and gear unit components for long service and safety while working. 0 - 650 rpm.



Collomix

CONCRETE MIXER



MQMC945H8 9 Cu. Ft. Concrete Mixer w/ Honda GX240 Engine

This 9-cubic-foot (248 liters) is the ultimate in heavy-duty concrete mixers. Powered by reliable Honda GX240 engine Heavy-duty tubular steel frame



with forklift pocket. Capacity is 9 cubic feet (248 liters). Rugged 14 gauge steel engine cover resists vibration. Spring suspension standard for less bounce, sway.

MORTAR & PLASTER MIXERS



Designed to increase your productivity and reduce routine maintenance, Crown mixers have all the features you demand and the quality you expect. We back it up with a comprehensive warranty and unparalleled service at a price that makes Crown come out on top every time.



CRN609717M 6 Cu. Ft. Mortar Mixer w/ 5.5 Hp Honda
CRN609917M 8 Cu. Ft. Mortar Mixer w/ 9 Hp Honda

Concrete Products

CONTRACTOR WHEELBARROW



BRENTWOOD INDUSTRIES

BW6S
6 cu. ft. Wheelbarrow
 Professional grade wheelbarrows are built for masonry, concrete construction, demolition, rough job sites. Lacquered hardwood handles. UV-resistant .275" thick HDPE pan. Wheels with heavy-duty ball bearings and grease fitting. Cushioned grip handles.

CONTRACTOR WHEELBARROWS



Heavy Duty Contractor Wheelbarrows
 Outlasts and outperforms all other brands on the job. Special deep, narrow tray design plus far forward position on undercarriage mean easier lifting, transport and discharge. Carry heavier loads with less effort.



ST530-16-42DB Metal Tub with Air Tire
ST530-16-42DB-FF Metal Tub with Flat Free Tire
STDWB-530-42 Metal Tub with Dual Air Tires

CONTRACTOR WHEELBARROW



Jackson® wheelbarrows are the professionals' choice for superior quality, value and performance. Heavy duty steel or poly trays, professional grade steel undercarriages and strong hardwood handles add up to the toughest, most dependable wheelbarrows on the jobsite. Don't compromise, choose Jackson and get the job done.



ASM6T22BB 6 cu. ft. Steel Tub with Air Tire
ASM6TC 6 cu. ft. Steel Tub "Total Control" with Air Tire
ASMP575T22BB 5 3/4 cu. ft. Poly Tray
ASMP575W 5 3/4 cu. ft. Poly Tray with 6" Wide Tire

POWER BUGGIES



Their massive two-inch thick solid steel tank-tough frames provide unparalleled strength and durability along with a lower center of gravity and ideal weight distribution. These buggies give excellent traction in real-world job site conditions. The standard high-strength, high-density polyethylene bucket is the industry's thickest and most durable. And standard features like heavy-duty hydraulic wheel motors, steel raceways for hydraulic hose protection and optional foam-filled tires ensure the AR16 and AR21 Power Buggies will operate for the duration under tough conditions.

ALN058801 #AR16 16 Cu. Ft. Power Buggy w/ Foam Filled Tires
ALN058803 #AR21 21 Cu. Ft. Power Buggy w/ Foam Filled Tires

MORTAR BOXES



Steel Mortar Box
 Made of heavy-duty 16 gauge steel. Smooth interior makes mixing easier.



BC-206 50" x 29" x 12" (6 Cu. Ft.)
BC-209 60" x 32" x 12" (9 Cu. Ft.)



BC210 Steel Mortar Box
 Made of 10 gauge heavy-duty steel. 6" forklift clearance. (10 cu. ft.)

WALL BRACING SYSTEM



Footlock™ Bracing System

- You can specify blueprint placement.
- No tools required.
- Requires no additional footing support
- Install or remove in a minute with one person.
- Great savings of valuable time, lumber, and space.
- Safety improvement at the work site.



FOOTLOCK™
 BRACING SYSTEM
 by DIRECT STEEL

FT-1000 Foot Lock Brace
FT-2000 Foot Lock Hook

Concrete Products

STEEL/PLYWOOD FORMS

Available for Sale or Rental!



The Steel-Ply Forming System is a pre-engineered, factory-built, reusable concrete forming system. It may be used in handset or gang form applications, for commercial or

residential structures. The Steel-Ply forming system can form walls of almost any shape or size, with accessories for special structures and details. This system is more productive and economical than job-built plywood formwork or other forming methods.

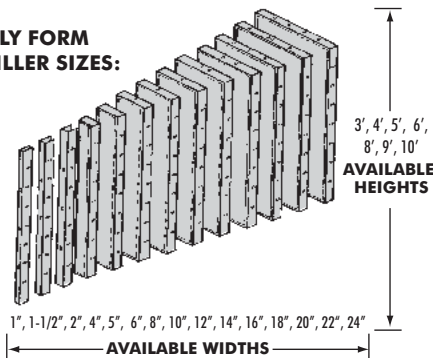


Panels & Fillers


The complete Steel-Ply system consists of 80 standard panel and filler sizes. Panel and filler heights range from 3' to 8', in 1' increments.

Panel widths are 24" and filler widths range from 4" to 22", in 2" increments. A 5" wide filler and steel 1", 1½", and 2" fillers are also available. Wedge Bolts connect panels, fillers and ties in one simple operation.

STEEL/PLY FORM PANEL & FILLER SIZES:



STEEL/PLYWOOD CORNERS




Outside and Inside Corners

Outside and Inside Corners are all-steel corners that lock adjoining forms together to make a 90° angle. Standard Inside Corners have a face dimension of 4" x 4" or 6" x 6".

Bay Corners

Inside Bay Corners opposite Outside Bay Corners form a 135° angle. The Inside Bay Corner has a 3" x 3" face dimension, and the Outside Bay Corner has a 7" x 7" face dimension. Bay Corners can also be used horizontally to form wall haunches and "Y" walls.



Hinged Corners

The Inside Hinged Corner may be used to form inside corners down to a 45° angle. The Outside Hinged Corner forms outside corners from 135° down to a 5° angle.



Filler Angle

Provide a means to construct a custom size filler with ¾" plywood that can be connected to the side rails of adjoining forms.

Available in 2', 3', 4', 5', 6', 8', 9', 10', and 12' Heights

WEDGE BOLTS

- ER3000 Standard Wedge Bolt
- ER3001 Long Wedge Bolt



J STRONG BACK

UN890020 2 x 4" + 2 x 4"



WALER BRACKET



UN603185 One Piece Waler Bracket

FORM BOLTS



Gang Form Bolts

BASE TIES



- ER5006 100 Pc. Box 6"
- ER5008 100 Pc. Box 8"
- ER5010 100 Pc. Box 10"
- ER5012 100 Pc. Box 12"

X-FLAT TIES



- ER4006 100 Pc. Box 6"
- ER4008 100 Pc. Box 8"
- ER4010 100 Pc. Box 10"
- ER4012 100 Pc. Box 12"
- ER4014 100 Pc. Box 14"
- ER4016 100 Pc. Box 16"
- ER4018 50 Pc. Bundle 18"
- ER4020 50 Pc. Bundle 20"
- ER4024 50 Pc. Box 24"

LOOP PANEL TIES



- ER6006 100 Pc. Box 6"
- ER6008 100 Pc. Box 8"
- ER6010 100 Pc. Box 10"
- ER6012 100 Pc. Box 12"
- ER6014 100 Pc. Box 14"
- ER6016 100 Pc. Box 16"
- ER6018 100 Pc. Box 18"
- ER6020 100 Pc. Box 20"
- ER6022 100 Pc. Box 22"
- ER6024 50 Pc. Box 24"

Concrete Products

SCAFFOLD BRACKET

UN40300

Steel/Ply Form Scaffold Bracket

Installed where one or more levels of work platform are required for personal safety. The maximum safe load of the Scaffold Bracket is 500 lbs. (4 to 1 safety factor).



FORM ALIGNERS



DS49210 A-27 Turnbuckle (Bent End)
DS49610 Turnbuckles for Steel Ply Forms - A27M

FORM REFURBISHING

Replacement Face Panels

UNFRP244 2' x 4'
UNFRP248 2' x 8'



UN0505002
1/2" Plywood Pop Rivets



PLYWOOD FORM SYSTEM ACCESSORIES

Non-Stock Sizes Also Available!

DS30328
Heavy Wedge



Snap Ties 4-3/4" End Available in 6" thru 24" Lengths
Snap Ties 8-1/4" End Available in 6" thru 24" Lengths



Snap Ties 4-3/4" End Available in 6" thru 24" Lengths
Snap Ties 8-1/4" End Available in 6" thru 24" Lengths

CONCRETE FORMING ACCESSORIES



Coil Ties All Size Tie Lengths Available



DS46210 A-27 Turnbuckle Form Aligner

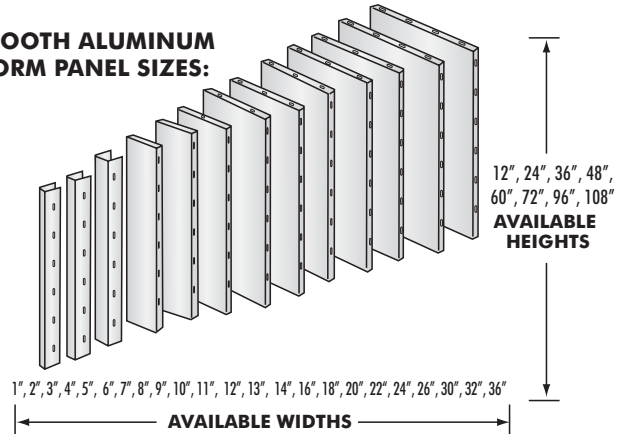
ALUMINUM CONCRETE FORMING SYSTEM



Precise Aluminum Forming System

No job is too complex for the Precise "TrimForm" System! The Precise forming system works with stacked form situations, gang forming, precast applications, curved walls, and much more! The Precise Footing/Slab Form is lightweight and compact. You can carry up to 4 to 5 times more lineal feet compared to lumber or steel forms. Light weight.

SMOOTH ALUMINUM FORM PANEL SIZES:



ALUMINUM FORMING TIES



Full/Nominal Wall Ties

Standard break back. Ultimate Load: 7,000 lbs.

ER0004	4" Full Tie - 100 pc.	ER1014	14" Nominal Tie - 50 pc.
ER0006	6" Full Tie - 100 pc.	ER1016	16" Nominal Tie - 50 pc.
ER0008	8" Full Tie - 100 pc.	ER1018	16" Nominal Tie - 50 pc.
ER0010	10" Full Tie - 100 pc.	ER1020	20" Nominal Tie - 50 pc.
ER0012	12" Full Tie - 100 pc.	ER1024	24" Nominal Tie - 50 pc.
ER1006	6" Nominal Tie - 100 pc.	ER1506	6"-8" Nominal Tie - 100 pc.
ER1008	8" Nominal Tie - 100 pc.	ER1508	8"-10" Nominal Tie - 100 pc.
ER1010	10" Nominal Tie - 100 pc.	ER1509	8"-10"-12 Nominal Tie - 100 pc.
ER1012	12" Nominal Tie - 100 pc.		

ALUMINUM FORMING ACCESSORIES



Water Brackets



Pins



Wedges

PINS:
ER2001 Flat head
ER2000 Round Head
ER2004 Combo Filler Pin

WEDGES:
ER2003 Curved/Hard Wedge
ER2002 Flat/Hard Wedge

WATER BRACKETS:
2 x 4"
2 x 6"

CLIPS & BRACKETS:
45° Angle Clip
Cap Bracket

Concrete Products

DURAFORM® CONCRETE FORMING SYSTEM

**Efficient and Accurate,
DURAFORM® Saves Time
and Money on Your
Residential, Agricultural,
and Light Commercial
Applications.**

With the DuraForm® system, a four man crew can actually do one complete basement per day. By this we mean strip yesterday's wall, set up and pour a new wall, and set and pour a footing for the next day. With experience it can be done even faster.

DURAFORM® is complete

There are no parts to lose. A standard 2' x 8' panel weighs about 73 lbs., and has built in waler bars, hardware and locking latches.

DURAFORM® is Versatile

Filler panels come in varying widths from 4" to 24" to create virtually any length of wall specified.




Form Size	Bars	Standard Spacing
2'	2 Bar	0-16
2' 8"	2 Bar	8-16
3'	2 Bar	8-20
4'	2 Bar	8-20
4'	3 Bar	8-16-16
5'	3 Bar	8-20-24
5'	4 Bar	*
5' 4"	4 Bar	8-16-16-16
6'	3 Bar	8-20-24
6'	4 Bar	*
8'	4 Bar	8-20-24-24
8'	5 Bar	8-14-16-18-20
8'	6 Bar	8-16-16-16-16-16
8'6"	5 Bar	*
9'	5 Bar	8-20-24-24-20
9'	6 Bar	*
9'	7 Bar	*
9'4"	7 Bar	8-16-16-16-16-16-16
9'6"	6 Bar	*
10'	5 Bar	8-20-24-24-24
10'	6 Bar	*
10'	7 Bar	*

* Made to specification – no standard set

RESIDENTIAL TIES

Improved breakback design speeds stripping and wall clean up. Also crimped to reduce leakage.



DFC06	6" Crimp Ties	DFC16	16" Crimp Ties
DFC08	8" Crimp Ties	DFC18	18" Crimp Ties
DFC10	10" Crimp Ties	DFC20	20" Crimp Ties
DFC12	12" Crimp Ties	DFC22	22" Crimp Ties
DFC14	14" Crimp Ties	DFC24	24" Crimp Ties

FORM CLIPS



OC-250 Offset Clip

DFEC-100 Full Clip
DFHC Half Clip



90° CORNER CLIPS



CC-90 Quick clip for 90° outside corners in 1-1/8" form systems.



Angle Corner Clips For fast, accurate setup of outside form panels on (bay window) corners etc.



CC-22 22-1/2° Corner Clip
CC-30 30° Corner Clip
CC-45 45° Corner Clip

TIE BREAKER TOOL



BT-10 Tie Breaker

The world's best break-off tool. Snaps off standard residential wall ties

**FARRELL IS THE
SOURCE FOR ALL
YOUR SAFETY GEAR!**



FULL CLIP



EC-100 Used where attached hardware (on fixed corners, for instance) is lacking, or where it is necessary to catch a tie.

WALER BRACKET



WB-6

6" Waler Bracket

Lightweight, compact bracket for attaching 2" x 6" waler to form panels.

Concrete Products

INSULATION SYSTEM



THERMOMASS Building Insulation System is the world's best insulated concrete sandwich wall system. Consisting of fiber composite connectors and pre-formed STYROFOAM brand insulation, THERMOMASS installs quickly and easily. A THERMOMASS structure is quiet, safe and almost maintenance free. It is also hurricane, tornado and fire resistant. Heating and cooling costs are greatly reduced since over 99% of the insulation value is maintained.

GORILLA BUCK



The combined use of Gorilla Buck with its super-insulating fin structure and ICF block construction with its thermal mass properties of insulated concrete and continuous foam, provide a high thermal resistance wall system that reduces the peak heating and cooling loads of any building.

Produces an airtight structure and dramatically reduces air leakage, energy use and HVAC requirements. The Gorilla Buck System Used together, our buck, brackets, hangers and flashing create a cohesive, strong, weatherproof and cost effective system.

INSULATED CONCRETE FORMS



LOGIX is the only fully integrated insulated concrete form (ICF) system that offers choice of panel thickness, core thickness and web type. LOGIX is also the easiest ICF product to install, delivering more profit and less pressure to the construction team. LOGIX is the leading ICF in North America. By providing a wall system that is more energy efficient, stronger, more sound resistant and more environmentally sustainable than virtually any other construction method, LOGIX Insulated Concrete Forms make it easy to build green.

- LOG6CRNR90** Logix 6" 90 Degree Corner Form
- LOG6STANDARD** Logix 6" Standard Form
- LOG8CRNR90** Logix 8" 90 Degree Corner Form
- LOG8STANDARD** Logix 8" Standard Form

FORM LINERS



Ashlar Travertine Form Liner
Create indulgence with this Ashlar Travertine Form Liner. Create a 1', 2', 3', 4' or even 5' fire pit in your own back yard. Size: 17" x 42".



Ledger Stone Form Liner
Interlocking form liners that can be used to create fire rings, fountains, pillars, and walls. Three tools can be interlocked for a 36" sonotube® and four tools for a 48" sonotube®. Size: 17" x 48".



Random River Rock Form Liner
A two part system for the most versatile results. The full liner is curved on all sides, therefore, we created the half tool. The half tool will give a straight edge on one or both sides. Size: 17" X 42", 8.5" X 42"



- STOCK FORM LINERS:**
- PRO55-FTR100** 16 1/2" Travertine Ashlar - Form Liner
 - PRO55-LS100** 16 1/2" Ledger Stone - Form Liner

FOAM WALL BRACE SYSTEM



ARXBR00-0-120 10' Arxx Brace



Use your imagination and innovation, anything is possible!



Concrete Products

ARCHITECTURAL CONCRETE FORM LINERS

GREENSTREAK



Because of its strength and versatility, concrete continues to gain popularity as the building material of choice. More and more, owners, designers and contractors refuse to settle for plain, unadorned concrete.

Greenstreak Form Liners provide an economical means for adding interest and visual appeal to almost any concrete structure. The applications for Form Liners are limitless. Liners attach to almost any forming system or casting bed prior to concrete placement. Following normal placement practices and curing times, the forming system and liner are stripped leaving an architectural concrete finish. Patterns are available in a variety of sizes and depths to achieve the best visual effect.



ARCHITECTURAL CONCRETE FORM LINERS



KFS Formliner is a re-useable foam formliner, with advantages in weight, ease of use and price. KFS Formliner is an economical solution for any project. For all jobs large and small, we have the solutions to your formliner requirements.

Patterns Available:

- 12" Running Bond • Stone Texture • 18" Running Bond
- 3/4" Fractured Fin • Random Ashlar • 9" Running Bond
- Fieldstone • Random Range • LedgeStone
- Single-Use EPS Liners
- Split Face Stone



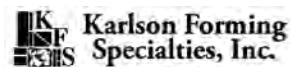
Lettering and 2-D logos can be cutout of foam for single uses or plastic for multiple uses.

Using concrete stain to make your plain concrete wall pop or blend-in to surroundings.

ARCHITECTURAL CONCRETE FORM LINERS

Formliners create textured concrete, saving time, labor and material by providing structural and architectural functions in a single medium. This accelerates the construction process and minimizes costs. There are hundreds of standard patterns available, but when a project calls for something unique, we can provide custom formliners based on your design or digital image.

There are dozens of standard block, brick, fluted, fractured, stone, wood and other patterns available.



Concrete Products

WINDOW WELL SYSTEMS

True Texture & Color

- Looks and feels like real stone!
- Light earth tone color reflects light into living space.

Capstone

- Finished appearance from Inside and outside the home.

Durable

- Color will not chip and is fade resistant.
- Rot and rust proof.
- UV stable and resistant to water, frost, snow and extreme temperatures.

Simple Installation

- One piece rigid fiberglass construction.
- Mounts to window bucks and foundations.

ROCK
Well



ROCKWELL "Premier" Window Wells

Feature True Texture finish which faithfully reproduces the look and feel of a custom carved stone wall outside your basement window. It also features an emergency egress for families and entrance for fireman in rescue operations.

ROCW663936	3 Ft. Rockwell Window Well - Tan
ROCW663948	4 Ft. Rockwell Window Well - Tan
ROCW663960	5 Ft. Rockwell Window Well - Tan
ROCW663972	6 Ft. Rockwell Window Well - Tan
ROCW673948	4 Ft. Rockwell Window Well - Gray
ROCW673960	5 Ft. Rockwell Window Well - Gray
ROCW674472	6 Ft. Rockwell Window Well - Gray
ROCWCG422324	24" Cascade Rockwell Window Well - Grey (42"wide & 23"proj.)
ROCWCT422324	24" Cascade Rockwell Window Well - Tan (42"wide & 23" proj.)
ROCWCT422336	36" Cascade Rockwell Window Well - Tan (42"wide & 23" proj.)

ROCKWELL "Elite Series" Window Wells

Features built in safety-steps to allow for an easy emergency exit. Accommodates a greater height range than the average. Polycarbonate covers and metal grates are also available for Elite Series window wells.



ROCWEG6644484	Ft. "Elite Series" Rockwell Window Well - Gray
ROCWEG6644605	Ft. "Elite Series" Rockwell Window Well - Gray
ROCWET6644363	Ft. "Elite Series" Rockwell Window Well - Tan
ROCWET6644484	Ft. "Elite Series" Rockwell Window Well - Tan
ROCWET6644605	Ft. "Elite Series" Rockwell Window Well - Tan

BASEMENT WINDOW SYSTEMS

Series 11000 Freedom Basement Windows

Designed to fit the entire depth of foundation forms, the Freedom Basement Window is fast and easy to install without the need for pouring buck extensions or additional braces

- FULL and NOMINAL 8" frame depth provides a fast, hassle free installation without pouring bucks.
- PATENTED DESIGN allows the header, sill, and jamb pieces to be removed, reversed, and replaced to easily fix backward and upside down pours.
- DUAL OPERATING SASHES easily remove when not locked, allowing a wide, clear opening to move material through during construction.



WINDOWS BY
UNLIMITED
www.WindowsByUnlimited.com

WIN-FWS-3024-80	30"1/2" X 24" FULL Slider Basement Window
WIN-FWS-3216-75	32" X 16" NOMINAL Slider Basement Window
WIN-FWS-3216-80	32" X 16" FULL Slider Basement Window
WIN-FWS-4848-80	48" X 48" FULL Slider Basement Window

SLIDING WINDOWS



The 8800 Vinyl Window

Ideal for all residential building purposes. It is full of energy saving features. The vinyl main-frame is welded for extra strength. It features 7/8" insulated glass with marine glazing.

PRE32X15DGD	32" x 15" Double Glaze Vinyl Window - Down
PRE32X15DGU	32" x 15" Double Glaze Vinyl Window - Upper
PRE36X48SA612	36" x 48" Aluminum Form w/ Hardware
PRE36X96SA612	36" x 96" Aluminum Form w/ Hardware
PRE48X48DGD	48" x 48" Double Glaze Vinyl Window - Mid
PREPLASTICPLUG	100 Pc. Bag Plastic Window Plugs

POURING BUCK



The specially designed pouring buck forms a 7/8" offset in the wall opening. The offset, combined with the window flange, creates a positive seal against water infiltration.

ROCKWELL ACCESSORIES

ROCK
Well



Optional Clear Cover




Optional Metal Grate

ROC1000	#CP-6639 Window Well Cover w/ Metal Edge for 4' & 5' Wells
ROC2000	#CE-6644 Window Well Cover w/ Metal Edge For 6' Wells
ROC3000	#7342RW Clear Window Well Cover For 4' & 5' Wells
ROC4000	#7244RW Clear Window Well Cover For 6' Wells
ROC5000	#GP6639 Metal Safety Grate For 4' & 5' Wells
ROC6000	#GE6644 Metal Safety Grate For 6' Window Well
ROC7000	#RW4223 Clear Window Cover For 24" & 36" Cascade Wells

Concrete Products

STRAIGHT STEEL FORMS



The only completely reinforced forms!

Steel forms do not warp ensuring end-users of an accurate, straight, concrete pour over a long service life. Long-lasting providing an average service life of 5+ years. Stackable so contractors can ensure each pour is exactly the correct height. Typical Applications: Edge forming, Patios, Driveways, Footings, Industrial slabs, Foundations, General flatwork, & Curb & gutter work.

10' Length Straight Forms- Standard 2" Base
Available with 2 or 3 Pockets

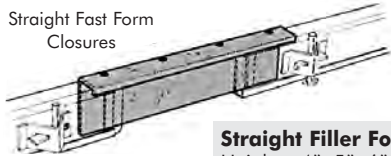
Heights: 4", 5", 6", 7", 7-1/2", 8", 9", 10", 11", 12", 13", 14", 15", 16"

STRAIGHT STEEL FORM ACCESSORIES



Filler Forms for Metal Forming. Used to connect sections of forms together.

Straight Fast Form Closures

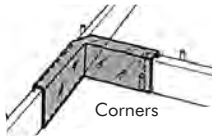


Just drop it on!



Straight Filler Forms - Standard 5' Lengths
Heights: 4", 5", 6", 7", 8", 9", 10", 11", 12"

Corner Forms - Outside or Inside Available
Heights: 4", 5", 6", 7", 8", 9", 10", 11", 12"



Corners

FLEXIBLE STEEL FORMS



Radius Flatwork Forms

Perfectly true radius forming concrete placement every time. Made from spring steel. Resists kinking and returns to a perfectly flat form when released. Designed and manufactured to attach easily to dee straight forms clamps.



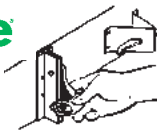
Flexible Forms - Standard 5' Lengths

Heights: 4", 5", 6", 7", 7-1/2", 8", 9", 10", 11", 12", 13", 14", 15", 16", 17, 18, 19", 20", 21", 22", 23", 24"

LOCK CLAMP



Lock clamps are used to connect flexible forms together as well as transition forms to flexible forms in all flatwork and curb & gutter applications.



NAIL STAKES



Steel Stakes

3/4" Dia. Standard Stakes for general construction
7/8" Dia. Heavy Duty Stakes for heavy construction
Available Lengths: 18", 24", 30", 36"



DE10018	3/4" x 18" Stake with Holes
DE10024	3/4" x 24" Stake with Holes
DE10030	3/4" x 30" Stake with Holes
DE20018	7/8" x 18" Stake with Holes
DE20024	7/8" x 24" Stake with Holes
DE20030	7/8" x 30" Stake with Holes
DE20036	7/8" x 36" Stake with Holes

Also available without holes.

DE132 Stake Puller

The fastest way to remove dee Nail Stakes without damage.



WOOD STAKES



Special Order Sizes Available!

Available in bundles of 50 or by the Pallet.



WS1318	1" x 3" x 18" Wood Stakes 50pc. bundle
WS1324	1" x 3" x 24" Wood Stakes 50pc. bundle
WS1336	1" x 3" x 36" 30 Pc Bundle Batter Board Stakes

WOOD LATHE



WS2025 50 Pc. Bundle Wood Lathe



CHAMFER STRIPS



WS3000 3/4" X 3/4" X 8' Chamfer Strip - 1000 L.F. Bundle



DOUBLE HEAD NAILS

Double flat head. Diamond point. Smooth shank. The bottom head acts as a stop to make it easy to remove the nail and dismantle temporary structures. Used for scaffolds, framework & other temporary structures.



SQ2006	50 LB. Box 6 Penny Double Head Nails
SQ2008	50 LB. Box 8 Penny Double Head Nails
SQ2010	50 LB. Box 10 Penny Double Head Nails
SQ2016	50 LB. Box 16 Penny Double Head Nails

Concrete Products

FLATWORK FORMS

CertainTeed 



CertaForm™ Flexible Flatwork Form

Speed through curves. Its superior performance will have you speeding through your next project. No kerfing required. Save time and money. Increase your productivity. 12' long for easy layout, no excess length.

- 851709** 2 x 4 Flex Form - 12' x 3.5" x 1/2"
- 851716** 2 x 6 Flex Form - 12' x 5.5" x 1/2"

ANCHOR POSITIONER



An innovative multi-function pole base template engineered to hold the anchor bolts and conduits securely in place while supporting the rebar cage during the toughest concrete pours. The result of years of design refinement and testing, BOLT STAR is a superior bolt anchoring system designed by pole base contractors to virtually eliminate the drawbacks of the conventional pole base construction process.

- BOL-518-00401** 18" Bolt Star - Anchor Bolt Positioning Tool
- BOL-524-00400** 24" Bolt Star - Anchor Bolt Positioning Tool
- BOL-004-00405** Set Of Xtenders for Nested Forming Tubes (4 each)

FLATWORK FORMS *Stop Buying Wood!*

NEW TOUGHFORM
Plastic Concrete Forms

www.toughforms.com

- SIMPLE TO INSTALL
- STRAIGHT & RADIUS APPLICATIONS
- VIRTUALLY NO CLEANING
- EASY TO LEVEL & ADJUST
- COST EFFECTIVE
- LIGHT WEIGHT
- REUSABLE

1-866-861-2816


Toughforms are a simple, cost effective, reusable alternative to the current concrete and cement forming materials available today. With emphasis on reducing labor and material costs, Toughforms will replace the need to use 2 x 4's, 2 x 6's, plywood, steel, metal and all other expensive or throw away materials to form concrete. Toughforms are plastic concrete forms designed for both straight and radius applications and are built tough and built to last!

- | | | | |
|-------------------|----------------|-----------------|-----------------|
| CF0448FORM | 4' ToughForm | CFCLAMP | Clamps |
| CF0415 | Inside Corner | CFHANDLE | Clamp Handles |
| CF0405 | Outside Corner | CFSTACK | Stacking Strips |

CURB & GUTTER FORMS



The most accurate method of forming curbs and gutters.



Straight Curb Face Forms

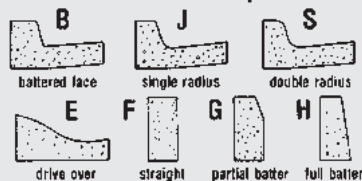
Used for forming straight sections of curbs that do not contain radius curves.

Flexible Curb Face Forms

Used for forming sections of concrete curbs that contain radius curves. (When ordering, we suggest one full division plate and five skeleton division plates for each 10' section of flexible forms.)



Curb Face Forms Descriptions:



- "B" Profile Curb Face Form
- "J" Profile Curb Face Form
- "S" Profile Curb Face Form
- "E" Profile Curb Face Form
- "F" Profile Curb Face Form
- "G" Profile Curb Face Form
- "H" Profile Curb Face Form

Concrete Products

CONCRETE COLUMN FORMS

Fast-Tube™ is a revolutionary column form replacing cardboard tubes. Manufactured from high strength fabric, Fast-Tube™ comes on rolls (60' or 120') and in diameters ranging from 8" to 24". Installation, pouring and stripping is quick and simple.



FAB-FORM

CONCRETE FORM TUBES

EASY-POUR Concrete Forms

The fast way to pour perfect, cylindrical columns of concrete. They provide a round column at less cost than comparable rectangular forms.



HA008	8" x 12' Size
HA010	10" x 12' Size
HA012	12" x 12' Size
HA014	14" x 12' Size
HA016	16" x 12' Size
HA018	18" x 12' Size
HA020	20" x 12' Size
HA024	24" x 12' Size
HA030	30" x 12' Size
HA036	36" x 12' Size
HA048	48" x 12' Size

CONCRETE FOOTING SYSTEM

FAB-FORM



Fastfoot®
A fabric footing form that prevents rising damp. Stakes are driven into the ground, 2x4 screed boards attached at the correct height, and Fastfoot® is stapled to each 2x4 to form and protect the concrete from ground moisture. Can

be used as a complete footing form or as an edge form.

FOOTING FORM

FAB-FORM

The Fastbag®

A revolutionary footing form for column and point loads, manufactured from high strength polyethylene fabric. It's 100 times faster and lighter than lumber, and prevents rising damp. Fast - installs in seconds, just place & pour. Easy - no lumber, no stakes, no tools. Saves - labor and concrete (no leakage).



FOUNDATION FOOTING DRAINAGE SYSTEM

CertainTeed **FORM-A-DRAIN**



Form-A-Drain® The 3-in-1 foundation footing solution that offers three key benefits:

- A better way to build a foundation.
- A drainage system that's integrated directly into the foundation footing.
- Easy adaptation for radon evacuation.

Form-A-Drain is installed before the footing is poured and stays in place permanently, so it's in the optimum position to provide superior drainage and become part of a radon venting system where needed. And because it stays in place, Form-A-Drain shaves valuable time from the construction schedule; there's no need to return the next day to remove, strip, clean and transport forms to the next jobsite.



COLUMN FOOTING FORMS

Bigfoot Systems® are pre-engineered footing forms used as pier footings with construction tubes. Manufactured from recycled high-density polyethylene (HDPE), Bigfoot can be used in all situations where pier footings are required. Bigfoot is used not only as a pier footing but also acts as an anchor to prevent uplift in areas subject to high-velocity winds. Because of this, our product has a superior advantage in areas subject to hurricanes.



REBAR HOOPS

Rebar Hoops

Specially designed reinforcement for concrete form tubes.

RBH1212	1/2" x 12" Diameter
RBH1218	1/2" x 18" Diameter
RBH1224	1/2" x 24" Diameter



Concrete Products

REBAR

WE CAN CUT & BEND IF NEEDED



Quantity Discount Available Call for Pricing!

Grade 40

RB4003 #3 (3/8") x 20 feet
RB4004 #4 (1/2") x 20 feet
RB4005 #5 (5/8") x 20 feet
RB4006 #6 (3/4") x 20 feet

Grade 60

RB4003 #3 (3/8") x 20 feet
RB4004 #4 (1/2") x 20 feet
RB4005 #5 (5/8") x 20 feet
RB4006 #6 (3/4") x 20 feet
RB6007 #7 (7/8") x 20 feet
RB6008 #8 (1") x 20 feet

REBAR DOWELS

RBDOW #4 X 12" Rebar Dowel



PENCIL ROD

Pencil rod has many construction and industrial applications because of its versatility ease of use and ready availability.

RBP 20' Piece 1/4" Pencil Rod



CONTINUOUS COIL THREADED ROD




DAYTON/RICHMOND
CONCRETE ACCESSORIES

DS46122 1/2" x 12' Stock

Other Available Sizes: 5/8", 3/4", 1", 1-1/4", 1-1/2"

MESH CONCRETE REINFORCEMENT

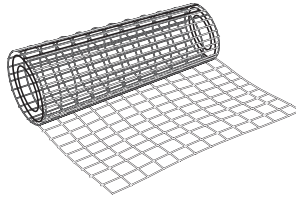


Discover the convenience of working with Sheets - Call for details!

RBM661010815 6-6-10-10 (8' x 15' Sheet)
RBM6666815 6-6-6-6 (8' x 15' Sheet)

MESH CONCRETE REINFORCEMENT

RBM661010
6-6-10-10 (5' x 150' Roll)



CONCRETE REINFORCEMENT SUPPORTS



Grip-Rite PROLOK™ Chairs

A new line of rebar and mesh chairs - the only products with patented locking heads. Eliminate the use of Tie Wire and Bar Ties due to the patented lock heads securely holding the rebar or mesh in place.

Also available for pre-cast applications!



PRI01-GRPROLK42 2" High Chair - Bar & Mesh For #4 Bar
PRI01-GRPROLK425 2-1/2" High Chair - Bar & Mesh For #4 Bar
PRI01-GRPROLK43 3" High Chair - Bar & Mesh For #4 Bar
PRI01-GRPROLK44 4" High Chair - Bar & Mesh For #4 Bar
PRI01-GRPROLK52 2" High Chair - Bar & Mesh For #5 Bar
PRI01-GRPROLK525 2-1/2" High Chair - Bar & Mesh For #5 Bar
PRI01-GRPROLK53 3" High Chair - Bar & Mesh For #5 Bar
PRI01-GRPROLK54 4" High Chair - Bar & Mesh For #5 Bar

SPACE WHEELS

DAYTON/RICHMOND
CONCRETE ACCESSORIES

A side-form spacer designed for use in round columns, walls, beams and pre-cast applications.



COIL NUTS



DAYTON/RICHMOND
CONCRETE ACCESSORIES

DS45600 1/2" Coil Nuts

Other Available Sizes: 5/8", 3/4", 1", 1-1/4", 1-1/2"

ANCHOR BOLTS

EMI
CONSTRUCTION PRODUCTS, INC.



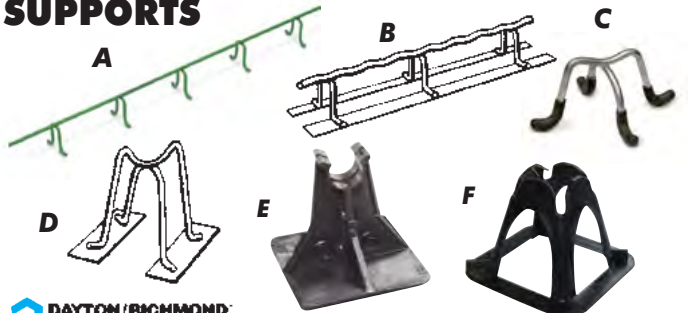
"L" Shaped Low Carbon Anchor Bolts with Washers & Nuts

Product #	Size	Pcs. per Box
AN2006	1/2" x 6"	50
AN2008	1/2" x 8"	50
AN2010	1/2" x 10"	50
AN2012	1/2" x 12"	50
AN2014	1/2" x 14"	50
AN2016	1/2" x 16"	50
AN2018	1/2" x 18"	50
AN3012	3/4" x 12"	1 ea. qty.
AN3018	3/4" x 18"	1 ea. qty.

AN5012	1" x 12"	1 ea. qty.
AN5014	1" x 14"	1 ea. qty.
AN5016	1" x 16"	1 ea. qty.
AN5018	1" x 18"	1 ea. qty.
AN5020	1" x 20"	1 ea. qty.
AN5024	1" x 24"	1 ea. qty.
AN6018	1-1/8" x 18"	1 ea. qty.
AN6024	1-1/8" x 24"	1 ea. qty.
AN6036	1-1/8" x 36"	1 ea. qty.
AN7018	1-1/4" x 18"	1 ea. qty.
AN7024	1-1/4" x 24"	1 ea. qty.
AN7036	1-1/4" x 36"	1 ea. qty.
AN7048	1-1/4" x 48"	1 ea. qty.
AN9018	1-1/2" x 18"	1 ea. qty.
AN9024	1-1/2" x 24"	1 ea. qty.
AN9036	1-1/2" x 36"	1 ea. qty.
AN9048	1-1/2" x 48"	1 ea. qty.

All Sizes Available in Galvanized

CONCRETE REINFORCEMENT SUPPORTS



DAYTON/RICHMOND
CONCRETE ACCESSORIES

- A) Slab Bolster** Available 3/4" to 3" high
- B) Slab Bolster with Plates** Available 3/4" to 3" high
- C) Individual High Chairs** Available 2" to 40" high, Also with plastic tipped legs
- D) Individual High Chair with Plates** Available 2" to 15" high
- E) Snap On Paving Chair** Available 1" to 7" high
- F) 125310 2" Mesh Chair**

Concrete Products

CONCRETE ANCHOR **SIMPSON**

The STHD is an embedded strap tie holddown with high load capacity and a staggered nail pattern to help minimize splitting. The STHD strap tie holddown incorporates many features that improve installation and function.

SIMSTHD14 Simpson Strap Tie Hold Down Anchor



ANCHOR CLIPS


18 gauge. Galvanized. BOCA Research Report 92-30. Holds wood sill to masonry foundation, both poured and block construction.

AC-14 14-3/4" Length Anchor Clips
AC-22 22-3/4" Length Anchor Clips



MUDSILL ANCHORS

The LMA offers a higher lateral load capacity in a lighter gauge. Two sizes provide an economical replacement for 1/2" diameter sill plate bolts.



SIMPSON

SIMLMA4Z 4" Anchors - 50 pc. box
SIMLMA6Z 6" Anchors - 100 pc. box

SCREED CHAIR BASES

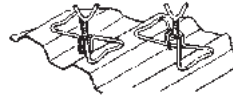
G-3 Screed Chair

47531 No. 0, 1 1/2" High, 1/2" Dia.
47532 No. 1, 2 1/2" High, 1/2" Dia.
47533 No. 2, 3 1/2" High, 1/2" Dia.
47534 No. 3, 5 1/2" High, 1/2" Dia.

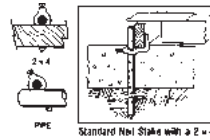


DAYTON/RICHMOND
CONCRETE ACCESSORIES

Also available: **G-7** For Steel Deck



SCREED BAR HOLDERS



A fast, easy way to strike-off concrete slabs!



The All Purpose Bracket: Just change the angle of the bracket to suit the screed bar.

dee

DE107 for use with 3/4" Dia. Posts
108 for use with 7/8" Dia. Posts

PIPE HOLDERS

DAYTON/RICHMOND
CONCRETE ACCESSORIES

G-1 (1/2" Thread Diameter)

47600 1 1/2" Length
108500 2 1/2" Length
47700 3" Length
47800 4" Length
47900 6" Length
47910 8" Length
47920 12" Length



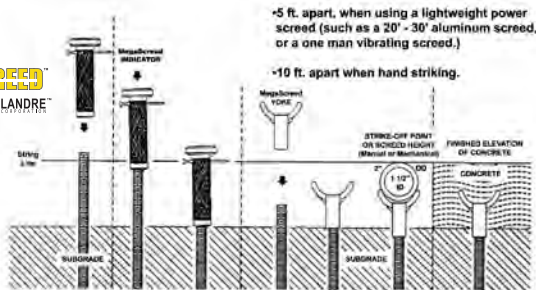
MEGASCREEN®

MegaScreed® System

Increased Speed, Improved Accuracy, Better Finish, Tested & Proven. MegaScreed is used with #4 or #5 rebar and 1-1/2" I.D., 2" O.D. (approx.) screed pipe. Yellow is standard. Green is oversized for foreign rebar.



MegaScreed
LANDRE™



1. Establish grade with guide line.
2. Drive rebar to desired depth with the MegaScreed Driver.
3. Place yoke over rebar, set screed pipe on top of yokes.
4. After striking off concrete the yokes may be left in the pour.

ACCMSY04 Megascreed Yoke For #4 Rebar (Yellow)
ACCMSY15 Megascreed Yoke 15mm (Green)
MSD04 Megascreed Driver For Yellow Yokes
MSD15 Megascreed Driver For Green Yokes

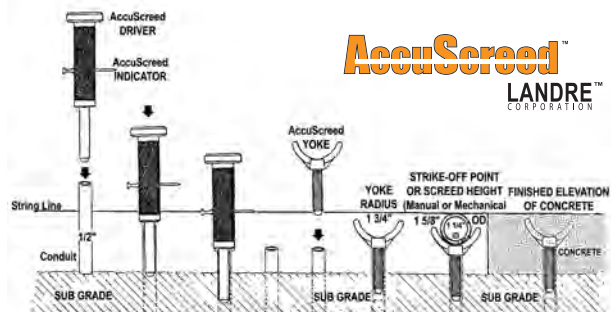
ACCUSCREEN®

The Revolutionary Breakthrough in Setting Screed!



AccuScreed® System

Similar to MegaScreed, But uses metal conduit instead of rebar. AccuScreed Super Kit includes: 1 Driver, 150 Yokes, 75 Nuts, 1 Barrel Bag.



AccuScreed
LANDRE™
CORPORATION

ACCASD01 Accuscreed Driver (For Conduit w/ Male End)
ACCASN01 Accuscreed Nut
ACCASY01 Accuscreed Yoke (w/ Threads)
ACCASPKT Accuscreed Super Kit (Yokes are w/ Threads)

Concrete Products

SPEED DOWELS

Speed Dowel™ is the slip dowel installation preferred by engineers and contractors alike. Speed Dowel™ provides a highly effective method for constructing superior quality construction joints in concrete flatwork. Additionally, Speed Dowel™ cuts the time and labor of conventional slip dowel installation in half.



GREENSTREAK



SPEED DOWEL™ is a two component system consisting of a sleeve and an attachment base. Bases are reusable; consider this when determining requirements.



1. Nail the speed dowel in place.
No more wasting time drilling forms.



2. Pour the concrete.
Speed dowel is self aligning and creates a clean void to install dowels.




3. Strip your forms.
It's that simple!! And you can use your forms again with the bases still in place, saving you money on labor and materials.

GSPSD/#4BX	5/8" Dowel Base for 1/2" Rebar
GSPSD/#5BX	3/4" Dowel Base for 5/8" Rebar
GSPSD09/#4TX	5/8" ID x 9" Dowel Tube for 1/2" Rebar
GSPSD12/#4TX	5/8" ID x 12" Dowel Tube for 1/2" Rebar
GSPSD12/#5TX	3/4" ID x 12" Dowel Tube for 5/8" Rebar

Additional Sizes Available!

SPEED PLATES



GREENSTREAK



SPEED PLATE™ Flat Plate Dowel System

The economically smart choice for flat plate dowel applications in construction joints. Provides load transfer across construction joints and accommodates lateral and axial movement at inception due to concrete shrinkage and differential slab movement. The patented design reduces the number of dowels typically required with slip dowel systems and offers many benefits to owners and installers.

Slab Depth	SPEED PLATE Dimensions	Center-to-Center Spacing
5" – 6"	1/4" thick X 4" wide x 6" long	18"
7" – 8"	3/8" thick X 4" wide X 6" long	18"
9" – 11"	3/4" thick X 4" wide X 6" long	20"

SCREED KEY BoMetals, inc.

PRO-KEY™ are stay in place metal keyed control joint formers for use in concrete flatwork as a control or construction joint. Available in 10 foot lengths.

BO1003	3-1/2" x 10'
BO1004	4-1/2" x 10'
BO1005	5-1/2" x 10'
BO1015	15" Stake




SMOOTH DOWELS DAYTON/RICHMOND CONCRETE ACCESSORIES

A common application of smooth dowels is alignment of wall panels as they are tilted and set on a footing or pier.

DS86140	1/2" x 18" Smooth Dowel
DS86180	5/8" x 18" Smooth Dowel


VOID CAP

A polystyrene cap with a removable top. When placed over asphalt impregnated expansion joint, the top section can be separated from the bottom section creating a 1/2" x 1/2" void on the surface of the concrete. The cap acts as a barrier eliminating the migration of chemical seepage to the surface of the concrete.



ZIP-STRIP CONTROL JOINT

Used anywhere a separation or control joint is required. Finished to the top of grade, zip off the top strip and finish.



Product #	Width	Length	Qty/Box	Ft./Box
SF1001	1"	10'	50 pcs.	500'
SF1003	1-1/2"	10'	50 pcs.	500'
SF1005	2"	10'	50 pcs.	500'

BACKER ROD HANDY-PACK

NOMACO

Compressible polyethylene foam rope. Use as a backing material for elastomeric sealants. Used on metal panels, pre-cast panels, expansion joints, window and door frame perimeters, coping joints, glazing joints, floor and deck joints.

NOM359-91-0375-1	3/8" Closed Cell Sof Rod
NOM359-91-0625-1	5/8" Closed Cell Sof Rod
NOM359-91-0875-1	7/8" Closed Cell Sof Rod
NOM359-91-1125-1	1-1/8" Closed Cell Sof Rod
NOM322-91-1500-1	1-1/2" Closed Cell Sof Rod (6' Length)
NOM322-91-2000-1	2" Closed Cell Sof Rod (6' Length)
NOM322-91-2500-1	2-1/2" Closed Sof Rod (6' Length)
NOM322-91-3000-1	3" Closed Cell Sof Rod (6' Length)
NOM359-91-0375-0	3/8" Sof Rod Handy Pack (1400 LF)
NOM359-91-0625-0	5/8" Sof Rod Handy Pack (550 LF)
NOM359-91-0875-0	7/8" Sof Rod Handy Pack (330 LF)
NOM322-91-1125-0	1-1/8" Closed Cell Sof Rod (500 LF)

Concrete Products

EXPANSION JOINTS

ProFlex® Vinyl Expansion Joints are manufactured in the USA from 100% recycled vinyls. ProFlex® will not rot, swell, crack, break, or deteriorate. ProFlex® is water and chemical resistant. Because its vinyl, ProFlex® is flexible for radius work, yet rigid enough to be used for forming. ProFlex® will accept a concrete stain, making it excellent for stamped and/or decorative concrete work, providing a seamless look.



- OP104** 1/4" thickness, 4" x 5'
- OP004** 1/2" thickness, 4" x 5'
- OP006** 1/2" thickness, 6" x 5'



FIBRE EXPANSION JOINT FILLER

Asphalt Expansion Joint Filler
SEALTIGHT FIBRE Expansion Joint Filler is a versatile, resilient, flexible and non-extruding joint composed of cellular fibers securely bonded together and uniformly saturated with asphalt. It is ideal for use on highways, streets, airport runways, sidewalks, driveways, flatwork, and scores of commercial and industrial applications.



- MD003** 1/2" x 3 1/2" x 5' Fiber Expansion Joint
- MD004** 1/2" x 4" x 5' Fiber Expansion Joint
- MD005** 1/2" x 5" x 5' Fiber Expansion Joint
- MD006** 1/2" x 6" x 5' Fiber Expansion Joint
- MD012** 1/2" x 48" x 5' Fiber Expansion Joint
- MD0126** 1/2" x 36" x 6' Expansion Joint
- MD034** 3/4" x 48" x 5' Fiber Expansion Joint
- MD0410** 1/2" x 4" x 10' Fiber Expansion Joint
- MD0510** 1/2" x 5" x 10' Fiber Expansion Joint
- MD0610** 1/2" x 6" x 10' Fiber Expansion Joint

EXPANSION JOINT FILLER

Deck-O-Foam® Expansion Joint Filler

SEALTIGHT DECK-O-FOAM is a lightweight, non-staining, polyethylene, closed cell product for expansion, contraction and/or isolation joint applications. It is ideal for swimming pool decks, curb and gutter work, floor slabs, pavement patch repair, sidewalks, driveways, plazas, parking decks, highways and airport runways.



- MD1003** 3/8" x 48" x 50' Roll
- MD1004** 1/2" x 4" x 50' Roll
- MD1005** 1/2" x 5" x 50' Roll
- MD1006** 1/2" x 6" x 50' Roll



Other Sizes Available!

DENVER FOAM®

A backer rod serving as a backing for elastomeric and other applied caulking sealants. Denver Foam® controls the depth and amount of sealant required.



- ED1000** 5/8" x 500 ft. length
- ED2000** 7/8" x 350 ft. length
- ED3000** 1-1/8" x 300 ft. length
- ED4000** 1-1/2" x 350 ft. length
- ED5000** 2" x 200 ft. length

SLUMP CONES

Accurately determine the slump of concrete both in the laboratory and in the field.

DU3000 Steel Slump Cone

Made of seamless spun steel for easy cleaning. Fitted with handles and foot lugs, plated to resist rust. Conical shape 8" diameter base, by 4" top, by 12" height.




CONCRETE TEST CYLINDER MOLDS



Econ-o-Mold

For quality control and for reference in the case of concrete failure, test specimens are very essential to the engineer and concrete producer. To insure that the only variable is the concrete itself, use correct curing and sampling procedures and ECON-O-MOLD™ concrete test cylinder molds. They give consistent, dependable performance. 6" x 12" are packed either in a standard 20 pack or a new 36 pack. This new pack meets United Parcel Service dimensions and ships more economically. Meet S.A.S.T.M. specifications C39, C192 and C470. Lids and Stripping tools available



Other Sizes Available!

- DUTC6W** 6" I.D. x 12" Long -White
- DU2000** 6" I.D. x 12" Long -Black
- DU2001** Test Cylinder Flat Lid

GRADUATED TAMPING ROD

DU3002 A round, straight steel rod for use with concrete cylinder molds, slump cones, and unit weight tests. Measures 5/8" diameter by 24" length. Both ends are rounded to a hemispherical tip. Rod is plated for rust resistance and has a 6" scale in 1/4" increments engraved on the handle end of the rod.



SCOOP

DU3003

For handling concrete, sand and soils in the laboratory or field. One piece aluminum casting, Scoops are 5" wide by 8-1/4" long. Overall length with handle is 11-3/4".



THERMOMETERS



DUT200 Minimum/Maximum

Clearly shows the minimum and maximum temperature in time period since last setting. Can be reset easily with magnet included in the set. White backing marked with bold black numbers shows off the mercury column and Min/Max markers. Resettable high/low indicators. Dual scale: -30°F to +120°F; -34°C to +50°C. +/- Division accuracy, 1°.



DUT125 Direct Reading Dial

- 1" Dial, 1-3/4" Dial.
- Stainless steel construction.
- +/- Division accuracy.
- Recalibration nut.
- Range: -25° F to +550° F.



Concrete Products

BOLLARD FORM

The Pour in Place Bollard Ceme-Tube™

Designed to provide installation of pour in place bollards. This model is an 8" x 4' standard Ceme-Tube™ molded in reflective caution yellow with a strong UV inhibitor to protect from fading.



LIGHT REFLECTIVE for Visibility at Night!



- CEMCT08-48** 8" x 4' Black Ceme-Tube (Footing Tube)
- CEMCT08B** 8" x 4' Yellow Ceme-Tube w/ Cap (Bollard)

DETECTABLE WARNING TILES

Stainless Steel Truncated Dome Detectable Warning Surface

Advantage is a wet-set application system for construction requirements anywhere the safety of the visually impaired is a concern: curb ramps, shopping malls, transit platforms, parking areas, stairwells, and escalator approaches.



- Permanent stainless steel construction
- Diamond-Tek coating
- ADA compliant
- California Title 24 compliant
- Maintenance free
- Cost effective, time efficient installation
- Slip resistant Technology
- Unsurpassed fade resistance
- Standard sizes consist of (12" x 12") (12" x 24") (24" x 24") (24" x 36") (24" x 48") (24" x 60") (36" x 48")

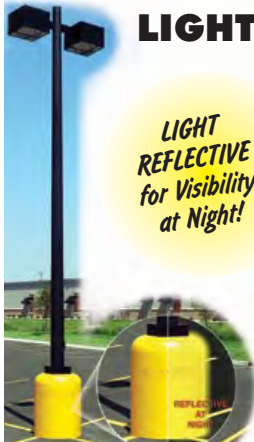


LIGHT POLE FOOTING

LIGHT REFLECTIVE for Visibility at Night!

Light Pole Footing

Revolutionizes the installation of light pole footings. This CEME-TUBE™ is manufactured in reflective caution yellow which contains strong UV inhibitors to protect from fading. Saves time and labor on stripping and painting.



- CEMCT18-48** 18" x 4' Black Ceme-Tube (Footing Tube)
- CEMCT18LP** 18" x 4' Yellow Ceme-Tube (Light Pole Base)
- CEMCT24-48** 24" x 4' Black Ceme-Tube (Footing Tube)
- CEMCT24LP** 24" x 4' Ceme-Tube (Light Pole Base)

DETECTABLE WARNING TILES

Armor-Tile Engineered Plastics Inc.

Armor-Tile is the world leader in detectable warning systems. Manufactured of diamond-hard vitrified polymer, Armor-Tile truncated dome tiles are the industry standard for durability, weather resistance and wear resistance.

Cast In Place Truncated Dome Systems

Only Armor-Tile offers the cost-effective option of setting detectable warning tiles directly in newly poured concrete.

- Unique patented system available only from Armor-Tile.
- Installed for a fraction of the cost of surface applied tiles.
- Tiles are set seamlessly into newly poured concrete.




- No glue, no screws, no caulking.
 - No costly preparation of the concrete surface.
 - Set by concrete pourers with negligible labor cost and time.
- Standard sizes: 12" x 12", 24" x 24", 24" x 36", 24" x 48", 24" x 60" and 36" x 48" (other sizes available).

Surface Applied Truncated Dome Systems

The solution of choice for facilities needing to upgrade for the visually impaired.

- Retrofit applications or new construction.
- Large perimeter beveled edges for smooth transition.
- Secured with color matched fasteners and structural adhesive.

- Surface applied tiles are 1/8" thick with beveled edges.
- Standard sizes: 12" x 12", 24" x 24", 24" x 36", 24" x 48", 24" x 60" and 36" x 48" (other sizes available).



REPLACEABLE DETECTABLE WARNING TILES



Replaceable!

Cast In Place Replaceable Detectable Warning Tiles

Access Tile boasts the easiest and fastest installation in the industry requiring no concrete demolition and needing only a single fastening device. The replaceability feature of the tile is industry leading due to its simplicity and speed.

Concrete Products

TRAFFIC CONES

Offers outstanding visibility. "Slim line" construction which decreases wind lift, teamed with rubber base (for underslung center of gravity) adds up to the most stable cone on the road.



INTC18	18" Safety Cones
INTC28	28" Safety Cones
INT2825-5-MM	28" Safety Cone w/ 6" & 4" Reflective Stripes
INTC36	36" Safety Cones

SAFETY DIVERTERS

Grip and Go Channelizer

42" High. Meets MUTCD and NCHRP-350 requirements with or without barricade lights. Large grip on the handle allows workers to easily pick up the channelizer and base.



INTC4200LP16	Diverter, 15 lb Base
INTC4294-LP-16	Diverter, 16 Lb. Base & H.I. Stripes

BARRICADE TAPE

More Styles Available!

Non-pressure sensitive vinyl barricade ribbon. High visibility 3" wide. Variety of stock and special order legends available. Rolls are 3" x 1000' Available in Heavy Duty 4 Mil or Standard Grade (2 mil).



Harris Industries

RI1000	"Caution" Tape 4 mil.
RI1002	"Caution" Tape Standard Grade
RI2000	"Keep Out" Tape 4 mil.
RI3000	"Danger" Tape 4 mil.
RI4000	"Caution Wet Concrete" Tape 4 mil.

SPEED BUMPS

Will not warp, crack, chip or rot. Withstands 120,000 lbs. Yellow polyurethane glass-beaded paint for maximum reflectivity. Made of 100% recycled rubber.



PARKING CURBS



Will not warp, crack, chip or rot. 1/10 the weight of concrete. Yellow polyurethane glass-beaded paint for maximum reflectivity. Resistant to UV, moisture, oil and extreme temperature variations. Made of 100% recycled rubber.



BARRICADE

Plastic A-Frame Barricade

Ideal for use as parade route barricade. Impact-resistant polypropylene with special additive is weather resistant in extreme conditions. Made of 30% recycled material.

Accommodates up to two 2" x 8" x 6' or 2" x 8" x 8' plastic rails, sold separately. For complete set, order two legs (as shown in picture), and rail.



JAC04-3001784	Plastic A-Frame Barricade Legs (One End Only)
JAC04-3007876	Plastic Barricade 2" X 8' Top Rail

BARRICADE

JAC04-3001783 Plastic Barricade - Type 1 with Reflective Stickers

Weights only 15 lbs. Low profile – Folded dimensions are 2.5"H x 24"W x 45.5"L. 12" x 24" top panels and 8" x 24" bottom panels afford maximum panel area for reflective sheeting, logos or stenciling. Built-in bracket accommodates barricade light.



BARRICADE LIGHT

JAC04-3019298

Sundowner L.E.D. Barricade Light

Meets MUTCD requirements. ITE certified. Ambient photocell with a timed delay that reacts to light in the environment. Operates on 4 easy to install D-cell batteries. 3 Way switching option.



HIGHWAY WARNING KIT

JAC06-3006007 Triangle Safety Kit

Meets FMVSS-125 Standards. Constructed of molded polypropylene plastic with red acrylic plastic reflectors.



REBAR CAPS

DU1000 Rebar Caps Fits 3/8" to 1-1/4" Rebar

Reusable, Heavy-duty polyethylene is virtually indestructible. Impervious to weather and temperature extremes. Brightly colored for good visibility.



IMPALEMENT PROTECTION

DS0220339 Impalement Rebar Cap

Our Patented Suprotek PC-110 Meets Federal OSHA specification #1926.701(b). It contains a curved steel plate, which provides additional protection against falls that occur from an angle, preventing hazardous impalement.



Concrete Products

EXTRUDED POLYSTYRENE FOAM BOARDS

CertiFoam®
Extruded Polystyrene Insulation

CertiFoam® 15

Rigid extruded polystyrene insulation board suitable for residential and commercial applications where higher compressive resistance is not required. CertiFoam 15's closed-cell structure and extruded skins provide superior moisture resistance and excellent thermal performance. Meets or exceeds ASTM C578-95 Type X.



Machined square on all edges and pre-scored on 16" and 24" centers for flexible trimming on cavity wall applications.

- DV1010** 48" x 96" x 1" Sheets
- DV1015** 48" x 96" x 1-1/2" Sheets
- DV1020** 48" x 96" x 2" Sheets



EXTRUDED POLYSTYRENE FOAM BOARDS

CertiFoam®
Extruded Polystyrene Insulation

CertiFoam® 25 SE and SL

Rigid extruded polystyrene foam boards suitable for most common residential, commercial, and roofing insulation applications. The closed-cell structure and extruded skins provide superior moisture resistance, high compressive strength, and excellent long term thermal performance. Both meet or exceed ASTM C578-95 Type IV.



CertiFoam 25 SE is machined square on all edges and pre-scored on 16" and 24" centers for flexible trimming on cavity wall applications.

- DV2010** 48" x 96" x 1" Sheets
- DV2015** 48" x 96" x 1-1/2" Sheets
- DV2020** 48" x 96" x 2" Sheets
- 48" x 96" x 2-1/2" Sheets
- 48" x 96" x 3" Sheets

CertiFoam 25 SL has ship-lap edges on the long sides for a tighter fit to reduce air infiltration.

- 48" x 96" x 3/4" Sheets
- 48" x 96" x 1" Sheets
- 48" x 96" x 1-1/2" Sheets*
- 48" x 96" x 2" Sheets*
- 24" x 108" x 3/4" Sheets
- 24" x 108" x 1" Sheets
- 24" x 108" x 1-1/2" Sheets*
- 24" x 108" x 2" Sheets*



* Limited availability

THE BARRIER™ UNDERCONCRETE INSULATION

NFP
High Performance Insulation



The Barrier™ under concrete thermal insulation and vapor retarder is a high-performance, simple to use and labor saving product

for all of your under-slab, under concrete, and radiant floor insulation projects. The Barrier's unique core material is an extruded expanded polystyrene (EPS) with a jobsite tough, heavy-duty three (3) mil poly film laminated on both sides.



- BAR460W** 3/8" x 4' x 60' Roll Insulation (Black/White)
- BARXT460** 3/4" x 4' x 60' Roll Insulation (Black/White)


IN-FLOOR HEAT SYSTEMS

WarmRite® Floor
PEX RADIANT SYSTEMS

WARMRITE FLOOR IPEX RADIANT HEATING SYSTEMS

Offers the industry's most comprehensive range of integrated hydronic radiant technology for the controllable, dependable, energy-efficient

heating of residential, industrial, institutional and commercial buildings.



Control Panels & Manifolds:
Custom built to your specs.
Call us for more information!

- WIL1011602** Roll 1/2" x 300' Orange Kitec Tubing



EXTRUDED POLYSTYRENE FOAM BOARDS

CertiFoam®
Extruded Polystyrene Insulation

CertiFoam® 60 & CertiFoam Plaza Deck

Intended for applications requiring the highest compressive strengths. Both are premium quality rigid extruded polystyrene boards specially produced for applications such as industrial freezer floors, certain pedestal and paver plaza systems and certain structural insulation applications. Both meet or exceed ASTM C578-95 Type VII and AASHTO M-230.



CertiFoam 60 is machined square on all edges.

- 24" x 96" x 1-1/2" Sheets
- 24" x 96" x 2" Sheets

CertiFoam Plaza Deck has drain channels along the bottom of the 96" edges and is available with channels on all four edges to facilitate quicker plaza drainage.

- 24" x 96" x 1-1/2" Sheets
- 24" x 96" x 2" Sheets



TUBING STAPLER

The Reddi-Strip® System

Utilizes flexible strips of PEX staples that are manufactured in unitized strips of 50, rather than separately or taped together.




- WILPETSTAPLER** Reddi Strip Stapler
- WILPETSTAPLESS5RE13** 200 Pc Box S5RE-13 Staples
- WILPETSTAPLESS5RE16** 200 Pc.Box S5RE-16 Staples



Concrete Products

TRENCH DRAINAGE SYSTEMS



MEAJOSAM

MEA-JOSAM Pro-Plus

Manufactured from glass reinforced polyester (GRP) pressed from sheet molding compound (SMC), the Mea-Josam Pro-Plus trench drains provide a trench drain system that is 1.5 times stronger, yet 70% lighter, than polymer concrete. In addition to strength and reduced weight, key advantages of the SMC/GRP process include shatterproof, non-porous, chemical resistance, nonflammable, superior compressive, flexural and tensile strength and reduced thermal expansion. The Pro-Plus series is available with and without slope, in 4", 8" and 12" nominal widths and with a variety of gratings including the STARFIX "bolt free" grate securing system.

JOS100BS	Pro Plus 100 Channel Bracket Support
JOS100BSC	Pro Plus 100 Male to Male Support Bracket
JOS100BSW	Pro Plus 100 Outlet End Bracket Support
JOS100EC	Pro Plus 100 Solid End Cap
JOS100OE4	Pro Plus 100 4" End Outlet
JOS140144	1/2 Meter Ductile Iron Grate
JOS100C01	101 Pro-Plus 1M Sloped Channel Trench Drain
JOS100C02	102 Pro-Plus 1M Sloped Channel Trench Drain
JOS100C03	103 Pro-Plus 1M Sloped Channel Trench Drain
JOS100C04	104 Pro-Plus 1M Sloped Channel Trench Drain
JOS100C05	105 Pro-Plus 1M Sloped Channel Trench Drain
JOS100C05N	105N Pro-Plus 1M Neutral Channel Trench Drain
JOS100C06	106 Pro-Plus 1M Sloped Channel Trench Drain
JOS100C07	107 Pro-Plus 1M Sloped Channel Trench Drain
JOS100C08	108 Pro-Plus 1M Sloped Channel Trench Drain
JOS100C09	109 Pro-Plus 1M Sloped Channel Trench Drain
JOS100C10	110 Pro-Plus 1M Sloped Channel Trench Drain
JOS100-SB	110 Pro Plus 1M Channel Trench Drain w/ Catch Basin

TRENCH DRAINAGE SYSTEMS



MEADRIVE Channel "Home Drain"

For areas around the house and in front of the garage, this cost-effective drainage solution. MEADRIVE Complete HDPE Channel available without fall with HDPE inlay slotted grates for load class A. 4" bottom or endplate outlet connection.

JOS150051	1 Meter Meadrive Channel w/ Grate - Black
JOS150053	End Cap For Meadrive
JOS150055	4" Outlet End Cap For Meadrive

COMMERCIAL TRENCH DRAINAGE SYSTEMS

ACO drain



K100S - General Purpose Drainage

Has an integrally cast in galvanized steel grate support rail. This edge provides a discreet aesthetic wearing edge.

- Parking Areas
- Railway Platforms
- Light Industrial
- Office Buildings
- Gas Stations
- Restaurants and Shopping Malls
- Auto Repair Shops
- Interior Locations
- Airport Terminals



System Layout

A Variety of Grates are Available!

ACO2899 QuickLok® Grate Locking System For K100S

Comprised of a glass nylon stud, factory fitted to the grating, which allows a snap fit into a stainless steel spring clip in the locking bar. With no loose bolts or bars, QuickLok provides highly secure boltless locking, that is easy to remove / replace for maintenance and cleaning. Used in the K100S system. The locking bar must be placed by the installer.



RESIDENTIAL TRENCH DRAINAGE SYSTEMS

ACO drain

HOMEDRAIN®

Lightweight, 4" wide, polyethylene channel with matching grate. Attractive lightweight UV resistant polyethylene channel and grate. Interlocking end profiles make installation quick and easy. Grate snap fits into the channel. Dual purpose end cap/outlet caps available. Smooth channel surface is easy to clean.



ACOHD001	1M Length Homedrain w/ Grate (Grey)
ACOHD003	Outlet / End Cap for Homedrain (Grey PVC)

Concrete Products

CULVERTS



N-12 HDPE Dual Wall Smooth Interior

Made from high density polyethylene, this HDPE drainage pipe combines an annular corrugated exterior for strength with a smooth interior wall for maximum flow capacity. The N-12 pipe was designed specifically for storm sewers,

highways, airports, and other engineering construction. This pipe is significantly lighter than concrete pipe, and superior to metal pipe in corrosion and abrasion resistance. The N-12 pipe's excellent strength-to-weight ratio and its performance and economy have led to rapid acceptance by contractors and engineers, and official approval by state and municipal agencies. Available in both bell and spigot and plain end styles. Plain end style uses split couplers to attach culverts. Wisconsin DOT approval up to 36".

AD12850020IB	12" x 20' Bell & Spigot Culvert
AD12950024DW	12" x 24' Plain End Culvert
AD12950030	12" x 30' Plain End Culvert
AD15850020IB	15" x 20' Bell & Spigot Culvert
AD15950024DW	15" x 24' Plain End Culvert
AD15950030	15" x 30' Plain End Culvert
AD18850020IB	18" x 20' Bell & Spigot Culvert
AD18950024DW	18" x 24' Plain End Culvert
AD24950024DW	24" x 24' Plain End Culvert
AD1265AA	12" Split Coupler
AD1565AA	15" Split Coupler
AD1865AA	18" Split Coupler
AD2465AA	24" Split Coupler
ADI275NS	Metal End Wall for 12" Culvert
AD1575NW	Metal End Wall for 15" Culvert

Additional Sizes & Fittings Available

DRAINAGE TILE



with sock



AD03010100	3" x 100 LF Drain Tile with out Sock
AD04010100	4" x 100 LF Drain Tile with out Sock
AD04010250	4" x 250 LF Drain Tile with out Sock
AD04730100	4" x 100 LF Drain Tile with Sock
AD04730250	4" x 250 LF Drain Tile with Sock

Additional Sizes Available


COMMON DRAINAGE FITTINGS



A) AD0417AA	4" Internal Coupler
B) AD0421AA	4" Tees
C) AD0422AA	4" Wye
D) AD0432AA	4" Snap End Cap

Additional Fittings Available

SUMP LINER



Sump Lid

Radon Kit

AD1524AD	24" Locking Sump Pit (NO LID)
AD1537AD	Locking Standard Lid for 24" Sump Pit
AD1538AD	Radon Lid for 24" Sump Pit

STEEL CULVERTS



HEL-COR® Corrugated Steel Pipe

Helically corrugated, it is manufactured with continuous locked seams with annular corrugated ends to use with soil-tight HUGGER® Bands. Typical applications are culverts, stormwater detention systems, small bridges, conduits and storm sewers. Available in 6 wall thicknesses (18, 16, 14, 12, 10, & 8 gage), corrugations, diameters and pipe lengths.

CON-120070	12" X 24' HEL-COR Pipe Galv.16 Gauge
CON-120080	15" X 24' HEL-COR Galv.16 Gauge Pipe
CON-120090	18" X 24' HEL-COR Galv.16 Gauge Pipe

Also Available in Riveted Pipe. Additional Styles and Structures Available.

END SECTIONS



End Treatment For Culverts

The lightweight, flexible metal construction of CONTECH End Sections creates an attractive, durable and erosion-preventing treatment for all sizes of culvert inlets and outlets.



CON-190010	12" Standard End Section Galv. w/ Strap & Bolts
CON-190020	15" Standard End Section Galv. w/ Strap & Bolts
CON-190030	18" Standard End Section Galv. w/ Strap & Bolts
CON-190040	21" Standard End Section Galv. w/ Strap & Bolts
CON-190050	24" Standard End Section Galv. w/ Strap & Bolts
CON-190101	30" Standard End Section Galv. w/ Rod & Lug

Additional Styles and Structures Available.

Concrete Products

INSULATED BLANKET

Closed-Cell Insulated Blanket is tough, easy to use- built to take abuse, use and re-use. On job after job, the long-lasting core of soft closed-cell foam with thousands of tiny insulating air pockets, prevents fresh concrete's heat of hydration from escaping too quickly.



MK0700	6' X 25' Insulated Blanket 2 Layer (3/8")
MK0700-01	6' X 25' Insulated Blanket 3 Layer (3/8")
MK0706	6' x 25' Insulated Blanket 3 Layer (5/8")
MK0706-01	6' X 25' Insulated Blanket 5 Layer (5/8")
MK0708	6' x 25' Insulated Blanket 5 Layer

ELECTRIC HEATED BLANKETS



Powerblankets

Prevents freezing, rapid drying, & cracking. Thaw frozen ground prior to pouring. Heat spreading technology cures concrete quickly.

POWBH55-RR	55 Gallon Drum Power Blanket
POWEH0325	3' X 25' Extra Hot Power Blanket
POWEH0612	6' X 12' Extra Hot Power Blanket
POWGCW100	100 lb. LP Gas Cylinder Power Blanket
POWMD0625	6' X 25' Multi-Duty Power Blanket

POLY

Plastic Sheeting

- Thousands of uses!
- Equipment Cover
- Vapor Barrier
- Insulation
- Paint Protection
- Moisture Barrier



Up-North Plastics **More Sizes Available! Give us a call!**

042002	2 Mil - 4'2" x 200'	201006	6 Mil - 20' x 100'
061004	4 Mil - 6' x 100'	201006B	6 Mil - 20' x 100' Black
061006	6 Mil - 6' x 100'	201008	8 Mil - 20' x 100'
081004	4 Mil - 8' x 100'	201010	10 Mil - 20' x 100'
081006	6 Mil - 8' x 100'	202001.5	1.5 Mil - 20' x 200'
082001.5	1.5 Mil - 8'4" x 200'	202002	2 Mil - 20' x 200'
094007	.7 Mil - 9' x 400'	241004	4 Mil - 24' x 100'
101004	4 Mil - 10' x 100'	241006	6 Mil - 24' x 100'
101006	6 Mil - 10' x 100'	281004	4 Mil - 28' x 100'
121004	4 Mil - 12' x 100'	281006	6 Mil - 28' x 100'
121006	6 Mil - 12' x 100'	321004	4 Mil - 32' x 100'
161004	4 Mil - 16' x 100'	321006	6 Mil - 32' x 100'
161006	Mil - 16' x 100'	401004	4 Mil - 40' x 100'
201004	4 Mil - 20' x 100'	401006	6 Mil - 40' x 100'

POLY SAND BAGS

MK0627W 14" x 26" Package heavy parts and supplies or use as sand-filled flood barriers.



SYNTHETIC BURLENE®

0512 Concrete Curing Blanket

12' x 100' Roll. Synthetic Burlene® has the strength and water-distribution features of 10 oz. burlap combined with the moisture-retention and reflective features of a 4 mil white opaque poly, extruded into burlap.



BURLAP

10 oz. Burlap


Made from the fibers of the jute plant, Burlap is ideal for any number of uses around the job site.



MK0131	Roll 5' x 300' Burlap 10 oz.
MK0133	Roll 10' x 300' Burlap 10 oz.

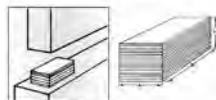
PLASTIC SHIMS

Vers-A-Shims® Molded from engineered copolymer plastic material which combines high compression strength and superior load bear surface contact characteristics.



Shim Strips®

Assures accurate placing and leveling of precast panels, tip up walls, structural and architectural components.



Versa-A-Packs®

Pre-assembled packages of shims designed for precise placing of large load bearing precast units.



Bearing Strips

Strips are easy to apply and lay flat. Bottom has a non-skid surface.

Shim Strips	PC3314	3" x 3" x 1/4"	
PC6216	6" x 2" x 1/16"	PC2216	2" x 2" x 1/16"
PC6218	6" x 2" x 1/8"	PC2218	2" x 2" x 1/8"
PC6214	6" x 2" x 1/4"	PC2214	2" x 2" x 1/4"
PC4216	4" x 2" x 1/16"		
PC4218	4" x 2" x 1/8"	Vers-A-Packs	
PC4214	4" x 2" x 1/4"	SP33VS	3" x 3"
PC4416	4" x 4" x 1/16"	SP44VS	4" x 4"
PC4418	4" x 4" x 1/8"	SP46VS	4" x 6"
PC4414	4" x 4" x 1/4"	SP55VS	5" x 5"
PC3316	3" x 3" x 1/16"	SP66VS	6" x 6"
PC3318	3" x 3" x 1/8"		

Bearing Strips PC24818 NS 150-2" x 48" Strips


NELSON WOOD SHIMS

PN1000
Thousands of uses!
14 count package.




Concrete Products

VAPOR BARRIER



Stego Wrap Vapor Barrier

A low permeance under-slab vapor barrier engineered to exceed ASTM E 1745 Class A Standards and provide long-term moisture vapor protection. Along with the baseline tests for permeance, puncture resistance, and tensile strength, Stego Wrap Vapor Barrier is subjected to conditioning tests for wetting, drying, soaking, heat conditioning, low temperature conditioning, and soil organism exposure.



STEGO® Wrap 10-mil is used as an exceptional vapor retarder, and as a protection course for below grade waterproofing applications.

STG1014210A 14' x 210' Rolls 10 Mil - Class A

STG1014210C 14' x 210' Rolls 10 Mil - Class C

STEGO® Wrap 15-mil is used as a true below-slab vapor barrier, and as a protection course for below grade waterproofing applications.

STG1514140A 14' x 140' 15 Mil - Class A

TERMINATION BAR



Stego Term Bar



A semiflexible plastic termination bar used for mechanically securing Stego Wrap or other materials to concrete, masonry, or wood.

VAPOR BARRIER TAPE



STGTAPE04180

STEGO® Tape 4" x 180' Roll

A low permeance tape designed for protective sealing, hanging, seaming, splicing, and patching. Ideal for sealing Stego Wrap seams and penetrations.

CRETE -CLAW TAPE



STGCRETECLAWTAPE03180

3" x 180' Roll Crete-Claw Tape

A multi-layered tape/detail strip that will mechanically seal Stego Wrap Vapor Barrier to concrete.

TACK TAPE



STGTACKTAPE0250

2" x 50' Roll Stego Tack Tape

A double-sided adhesive strip used to bond and seal Stego Wrap to concrete, masonry, wood, metal, and other surfaces. StegoTack is a flexible and moldable material to allow for a variety of applications and installations.

VAPOR BARRIER MASTIC



STGMASTIC STEGO® Mastic

Is a designed to be used as a waterproofing and vapor retardant membrane for use in conjunction with Stego Wrap. Can be used as an alternate to boots for pipe penetrations. Can also be used as a primary waterproofing for below grade walls. 5 Gallon Pail.

FOUNDATION PROTECTOR



Platon is the air-gap waterproofing system that is effective for ALL types of foundations. It's a tough, dimpled, 24-mil high-density polyethylene wrap that seals out water and bridges inevitable foundation cracks (1/4"+) making foundation leaks a thing of the past.

A proven performer across North America for the last 12 years, Platon does what traditional spray applications cannot - Does the job right the first time. Keeps basements dry, even in heavy clay soils with problematic drainage, controls both interior and exterior moisture and is chemically inert and environmentally friendly.

Platon continues to function in spite of future foundation cracking, shifting and settling and comes with a manufacturers limited 30-Year Product Warranty against leakage.

- ARMXSC3250** Platon Speed Clip
- ARMXSM1130** 44 1/2" x 49' Platon Foundation Protector
- ARMXSM2070** 6' 9-1/2" x 65' 6" Platon Foundation Protector
- ARMXSM2210** 7' 3" x 65' 6" Platon Foundation Protector
- ARMXSM2440** 8' x 65' 6" Platon Foundation Protector

Concrete Products

SEALANT

GSLV-1 Leakmaster®

A single component hydrophilic urethane sealant/adhesive. Expansion ratio of 2:1 makes Leakmaster a natural choice in sealing irregular joints and penetrations; as well as an aid in the installation of Hydrotite profiles.



GREENSTREAK

WATERSTOP SEALANT



IT3000 Waterstop-Plus

Prevents the movement of water through cold joints in concrete. Approximately 17 lineal feet per cartridge. 30 fluid ounces

WATERSTOP



GREENSTREAK

Swellstop™ Waterstop for Concrete Construction

A flexible, coiled strip of butyl rubber and swellable clay waterproofing joint compound that swells upon contact with water to form a long lasting compression seal.

- GS591** 1 Gallon SwellStop Primer
- GS594** 1" x 3/4" x 16' Roll SwellStop
- GS596** 3/8" x 3/4" x 25' Roll SwellStop

SPlicing IRONS

Thermoplastic Splicing Irons for Waterstop

These thermoplastic splicing irons are specifically designed for welding thermoplastic waterstops such as waterstops meeting the Corp of Engineers specification CRD-C572-74. The temperature control can be adjusted from 250° to 500° to accommodate various conditions and products. JPS irons are constructed of the highest quality components.



- JP214** JP214 2" x 1" x 14" Iron
- JPPS214** Cover Fits JP214 Iron

WATERSTOP

Hydrotite Waterstops

A hydrophilic waterstop with unmatched durability and watersealing capacity. Comprised of Non-Bentonite, modified chloroprene rubber, Hydrotite expands up to EIGHT TIMES its original volume when exposed to water.



GREENSTREAK

WATERSTOP FABRICATIONS

GREENSTREAK



PVC Waterstop fabrications

PVC waterstop splices, directional changes and intersections are critical components of a quality installation. Specifications requiring factory made fabrications are strongly recommended. Greenstreak can provide homogenous directional changes and intersections, leaving only the less difficult straight splices to be welded in the field.

WATERSTOP

GREENSTREAK

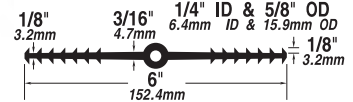


Waterstop for Concrete Construction

Embedded in concrete, across and/or along the joint, waterstops form a watertight diaphragm that prevents the passage of fluid through the joint.

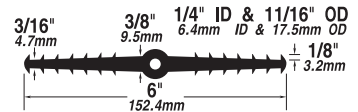
- GS701** 50' Roll 4" x 3/16" Waterstop
- GS703** 50' Roll 6" x 3/16" Waterstop
- GS705** 50' Roll 6" x 3/8" Waterstop
- GS723** 50' Roll 6" Split Bulb Waterstop

703 STD. WT. 0.73 lbs/ft 1.09 Kg/m HEAD PRESS. 100' 299 KPa

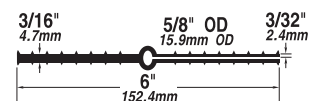


705 STD. WT. 1.19 lbs/ft 1.77 Kg/m HEAD PRESS. 125' 373 KPa

Bureau of Reclamation




723 STD. WT. 0.76 lbs/ft 1.13 Kg/m HEAD PRESS. 100' 299 KPa



Many More Configurations Available! Give us a Call!

Concrete Products

XYPEX WATERPROOFING SYSTEM



XYPEX
Concrete
Waterproofing by
Crystallization™



Advantages of XYPEX:

- Can waterproof underground structures from the inside against hydrostatic pressure.
- Protects concrete and reinforcing steel.
- Permits concrete to 'breathe'
- Is Non-toxic

WATERPROOFING CONCENTRATE

XYPEX

Xypex Concentrate

The most chemically active product within the Xypex Crystalline Waterproofing System. When mixed with water, this light grey powder is applied as a cementitious slurry coat to above-grade or below-grade concrete, either as a single coat or as the first of a two-coat application. (Coverage: 360-420 sq. ft. per pail)



XYP3060 Xypex Concentrate 60lb. Pail

WATERPROOFING ADMIX

XYPEX



Admix C-1000

Blended into the concrete mix at the time of batching to waterproof and protect concrete from the start. It outperforms other methods because of its unique ability to become a truly integral part of the concrete matrix. C-1000 is designed for typical Portland cement-rich concrete. (Dosage rate varies by application, call for details).

XYP1050 Xypex Admix 50lb. Bag

MEGAMIX I

XYPEX

Xypex Megamix I

A thin parge coat for the waterproofing and resurfacing of vertical masonry or concrete surfaces, as a cap coat for Xypex Concentrate, or as an architectural rendering. Megamix I is a unique blend of portland cement, treated silica sand, fibers and proprietary chemicals. It is mixed with Xycrylic Admix to produce enhanced bond. Megamix I is applied by brush or trowel up to a thickness of 3/8" (10 mm). The high performance characteristics of Megamix I are enhanced by Xypex's unique crystalline waterproofing and protection technology.



WATERPROOFING ADMIX

XYPEX

Admix C-500

Blended into the concrete mix at the time of batching to waterproof and protect concrete from the start. It outperforms other methods because of its unique ability to become a truly integral part of the concrete matrix. C-500 meets concrete practices that incorporate additives such as fly ash and slag.



MEGAMIX II

XYPEX

Xypex Megamix II

A thick repair mortar for the patching and resurfacing of deteriorated concrete. Megamix II has been specifically formulated to produce superior bond, low shrinkage, chemical durability and high strength. It is a one component mortar and can be either sprayed or trowel applied at a thickness of 3/8" to 2" (10 mm to 50 mm). The high performance characteristics of Megamix II are enhanced by Xypex's unique crystalline waterproofing and protection technology.



CURING AGENT

XYPEX

Xypex Gamma Cure

Curing agent designed specifically for Xypex crystalline waterproofing products. Acts as an evaporation retardant by retaining the maximum amount of moisture in the Xypex coating. It also provides a catalyst for the reaction with the Xypex crystalline waterproofing treatment.



XYP30701 Gallon Jug Gamma Cure

PATCH'N PLUG

Xypex Patch'n Plug

Formulated as a fast-setting, non-shrink, high-bond-strength, hydraulic cement compound for concrete patching and repair. Patch'n Plug stops flowing water in seconds and is used to seal cracks, fill tie-holes and other defects in concrete. The high performance characteristics of Patch'n Plug are enhanced by Xypex's unique crystalline waterproofing technology. **RECOMMENDED FOR:** Stopping an active flow of water through cracks. Repair of concrete substrates before the application of Xypex coating materials.



XYP060 60 lb Pail Xypex Patch'N Plug

XYPEX



Farrell is Your Waterproofing Headquarters— Call Us!

Concrete Products

FOUNDATION COATING

TK-2001

A plastic solution formulation intended to dampproof/waterproof poured concrete and concrete block foundation walls above and below grade. It is intended to be applied to the exterior of the wall, but can be applied to the interior as a decorative and moisture vapor retarder coating. Unlike asphalt based products it penetrates the surface, forming a mechanical bond stronger than the concrete itself. Made from recycled materials.




TK200105 5 Gallon Pail Foundation Coating
TK200155 55 Gallon Drum Foundation Coating



FOUNDATION COATING

TK-2002

A rubberized polymer formulation intended to dampproof/waterproof poured concrete and concrete block foundation walls above and below grade. A 12 to 15 mil film can bridge small cracks up to 1/16 inch.



TK200205 5 Gal. Pail Rubberized Coating
TK200255 55 Gal. Drum Rubberized Coating

ICF FOUNDATION COATING

TK-2003

Insulated Concrete Form (ICF) Coating
 Water-borne rubberized waterproofing/dampproofing treatment for residential foundations. It is specifically designed for application over foam forms.



TK200305 5 Gal. Pail Foundation Waterproof
TK200355 55 Gal. Drum Foundation Waterproof

AIRLESS SPRAYERS

GH733

Gas Powered Airless Sprayers

Handles the thickest coatings - from elastomerics to tough bonding adhesives to the widest range of aggressive coatings in the market today. 3500 psi, 3.0 gpm.




GRAGH733 Graco GH733 Pump w/ 2 Hoses & Heavy Duty Gun
GRA238396 3/8" x 50' Graco Pump Hose (Replacement)
GRA239049 8 oz. Bottle Throat Seal Liquid

AIR BARRIER

TK-2102 Rubberized Air Barrier

Provides an effective barrier against air leakage and vapor diffusion and provides a water-resistive barrier in above-grade wall assemblies. Sprayed onto masonry, poured, precast walls or dens-glas along with a self-adhering air-barrier and flashing membrane around windows and doors and over control joint and pipe and conduit extrusions through the wall make up a comprehensive system to protect any exterior envelope.



TK210255 55 Gal. Drum Air Barrier



AIR BARRIER

TK-2103

Airmax Wb Rubberized Air Barrier

Water based above grade rubberized air barrier. A high performance rubberized polymer formulation. Its intended use is for commercial cavity walls to prevent air and water movement, saving energy and preventing damage caused by moisture condensation such as structural damage, mold and mildew.



BITUMINOUS DAMPPROOFING

SEALMASTIC™ Solvent and Emulsion Dampproofings

Available in two types, solvent and emulsion, and each type is offered in three dependable application grades for spraying, brushing, and troweling.



SOLVENT TYPES:

SPRAY-MASTIC Dampproofing is a flexible, non-fibered asphalt compound developed for use where a spray application is desired. Packaging: 5 Gallon Pail or 55 Gallon Drum.

SEMI-MASTIC Dampproofing is a flexible, brush or spray-on fibered asphalt designed for below-grade masonry wall protection. Packaging: 5 Gallon Pail or 55 Gallon Drum.

TROWEL-MASTIC Dampproofing is a trowel-applied heavy-bodied, fibered asphalt compound for exterior, below grade masonry wall surface applications to protect porous or irregular surfaces. Packaging: 5 Gallon Pail or 55 Gallon Drum.

EMULSION TYPES:

Type I - SPRAY-GRADE is an asphalt base, non-fibered flow, sag, and water resistant clay emulsion. It is ideal where spray application is desired. Packaging: 5 Gallon Pail or 55 Gallon Drum.

Type II - BRUSH-ON or SPRAY-GRADE is an asphalt base clay emulsion with specially formulated fibers to provide an excellent strength and water-resistant/tight film. Packaging: 5 Gallon Pail or 55 Gallon Drum.

Type III - TROWEL-ON-GRADE is a weather, water, corrosion, and abrasion resistant trowel applied, mineral colloid, asphalt emulsion. It is fibered with select fibers to produce a light trowel application consistency. Packaging: **MD6500** 5 Gallon Pail or 55 Gallon Drum.

Concrete Products

POINTING MASTIC



Sealtight® Pointing Mastic

A pre-mixed, cold-applied polymeric single component compound. Pointing Mastic was specifically designed for use with vapor and waterproofing membrane and detail strip products to seal all membrane terminations. It offers excellent cohesive and adhesive qualities to structural concrete, masonry, or wood.



MD4200 29 oz. cartridges

WATERPROOFING MEMBRANES



Mel-Rol® Self-Adhering Waterproofing System

A flexible, versatile, dependable, cost-effective, "peel and stick" protective, roll-type waterproofing membrane. It is ideal for waterproofing foundations, vertical wall and below-grade floors in residential and commercial construction, between-the-slab waterproofing on plaza and parking decks, structural slabs; isolating waterproofing membrane for mechanical and electrical rooms, laboratories, kitchens and bathrooms; positive "wrap-around" protection for rapid transit, vehicular, utility and pedestrian tunnel projects.



MD4000 60' long by 38.5" wide roll

AIR-SHIELD VAPOR RETARDER



SEALTIGHT® Air-Shield

An airtight waterproofing / vaporproofing membrane that is normally 40 mils thick, 67' long, and available in various different widths. It is fabricated from specially modified asphalt and cross-laminated polyethylene. AIR-SHIELD provides complete "above-grade" flashing and water, air and vapor barrier on concrete, masonry, gypsum board, and wood walls.



MD4512 Roll 12" x 75' Air Shield
MD4516 Roll 16" x 75' Air Shield
MD4518 Roll 18" x 75' Air Shield
MD4520 Roll 20" x 75' Air Shield
MD4524 Roll 24" x 75' Air Shield

WATERPROOFING PRIMER

Mel-Rol® Self-Adhering Waterproofing System

Apply MEL-PRIME Solvent-Base VOC Primer to concrete to simultaneously prepare and dustproof new and old, vertical and horizontal surfaces in one easy, economical operation. Use MEL-PRIME S/B VOC on all concrete surfaces to receive applications of MEL-GARD®, MEL-ROL®, MEL-DEK™ and/or AIR-SHIELD™ Waterproofing Membranes from W. R. MEADOWS.



MD4101 1 Gal Mel-Prime Solvent
MD4100 5 Gal Pail Mel-Primer Solvent

CALCULATORS

ConcreteCalc Pro 4225

Advanced Yard, Feet-Inch-Fraction Concrete Construction-Math Calculator. Helps reduce material waste, improve design accuracy and cut estimating time. Increase efficiency in the field or in the office with fast, accurate solutions for Square-ups, Loads, Area, Volume, Rebar, Drop, Stairs and much more.



Constuction Calculator

This advanced construction-math calculator provides powerful new built-in solutions and expanded preference settings. It's easy to use in the field or office. Get the job done right the first time with fast, accurate answers. Perfect for completing layouts, bids and estimates – saves time, money, materials and frustration.



CAL Construction Calculator
CAL4220 Concrete Calculator (4225)



INDUSTRIAL WATER/GARDEN HOSE

All Rubber Heavy-Duty Hose with Brass Fittings. Also available in 3/4" diameter and 25, 75, & 100 foot lengths.



HS5001 5/8" x 50' Hose

HOSE WASHERS



HSTVW7 Garden Hose Washer 3/4"
HSKRW25 Rubber Hose Washer 2"
HSKRW35 Rubber Hose Washer 3"

HOSE MENDER



HSDM6
Steel Hose Mender 3/4"
 Not for compressible products such as air, nitrogen or steam.

INSULATED HOSE NOZZLE

HSSN75 Heavy-duty brass valve and adjusting nut. Hold open clip locks any spray pattern. Handles hot water up to 180° F.



Concrete Products

GAS FASTENING SYSTEM



RAT55112 C4 Trak-It® Gun

A gas-powered fastening system used for light-duty static applications including drywall track to concrete, block or steel, lath to concrete or block, furring strips to concrete or block, and plywood to concrete or block base materials. Designed for speed, efficiency and consistency. A fuel cell contains enough gas to install up to 800 or 1,200 fasteners depending on the tool. Useable nail length 3/4" to 2-9/16".

TRAK-IT® ACCESSORIES



Genuine Powers Trak-It Accessories

Keep your Trak-It Gun up and running with Batteries, Fuel Cells and Pins from Powers.

- RA55010** Trak-It Fuel Cell (For C-3 Gun)
- RA55020** 1,000 Pc. Box 1/2" Trak-It Pins w/ Fuel Cell (for C3 Gun)
- RA55022** 1,000 Pc. Box 3/4" Trak-It Pins w/ Fuel Cell (for C-3 Gun)
- RA55024** 1,000 Pc. Box 1" Trak-It Pins w/ Fuel Cell (For C-3 Gun)
- RA55026** 1,000 Pc. Box 1-1/4" Trak-It Pins w/ Fuel Cell (For C-3 Gun)
- RA55028** 1,000 Pc. Box 1-1/2" Trak-It Pins w/ Fuel Cell (For C-3 Gun)
- RA55080** 1,000 Pc Box 7/8" Knurl Step Shank Trak Pin (For C-3 Gun)
- RA55115** 2 Pack Green Fuel Cell (For C-4 Gun)
- RA55130** 800 Pc. Box 3/4" Pins w/ Fuel Cell (For C4 Gun)
- RA55138** 800 Pc. Box 2-3/8" Pins w/ Fuel Cell (For C4 Gun)
- RA55145** 800 Pc. Box 2-9/16" Pins w/ Fuel Cell (For C4 Gun)
- RA55167** 800 Pc. Box 1" Knurled Pins w / Fuel Cell (For C4 Gun)
- RA55174** 800 Pc. Box 2" Knurled Steel Pins w/ Fuel Cell (for C4 Gun)



Farrell is The Source For All Your Anchoring Needs— Give us a Call!

DUST CONTAINMENT SHROUD

Dustbuddie Dust Containment Shroud

Fits most hand grinders. It captures up to 99% of airborne particles for outstanding dust control that preserves air quality and protects workers from harmful materials. Meet OSHA guidelines for worker safety with the industry's best dustless grinding system.



- DTSD1835** 4"- 5" Dust Buddie w/ Universal Arbor & 18" Hose
- DTSD1850** 7"- 9" Dust Buddie w/ Universal Arbor & 18" Hose

CONCRETE/STEEL PINNER



MAX03-GS865E Cordless SuperPinner™ For Concrete & Steel

- Super-Powerful gas tool
- No licensing required
- Low recoil, less operation fatigue
- Drivers wide range of pins - from 3/4" x .102" pins up to 2-1/2" x .145" pins.



CONCRETE PINNER



MAX03-HN120 PowerLite™ High Pressure Coil Concrete Pinner

- Powered by 400 psi high pressure system
- Extremely powerful-186 Ft.lbs. driving energy
- Unique tangle free swivel fitting
- Lightweight 6.4lbs.
- Drives from 1" to 2-1/2" concrete/steel pins (.145"/.133" shank)



CONCRETE PINNER



MAX03-HN25C PowerLite™ High Pressure Coil Concrete Pinner

- Powered by 400psi high pressure system
- Dial adjustable depth of drive control
- Slim body and slim nose
- Side exhaust with built-in silencer
- Ultra light weight only 4.4lbs
- Drives from 3/4" to 1" (.102" shank) plastic sheet collated concrete pins



COMPRESSOR



MAX03-AKHL1230E High Pressure Air Compressor 400 psi

Extremely lightweight at only 46.30 lbs. this compressor can easily be moved around the jobsite. Uses an oil less direct drive pump. The DC brush less motor is more powerful with 2 HP and quieter only producing 65 db.



AIR HOSE



MAX05-KH100FT-H Air Hose MAX USA 100' 400 psi High Pressure Hose



Concrete Products

SHOVELS



EAGLE® Series

Coated Hardwood handle for strength. Open back, tempered-steel blade.

AS15545 Square Point Shovel

44" long wood handle

AS15543 Round Point Shovel

44" long wood handle

AS15544 Square Point Shovel

29" with "D" wood handle

AS15546 Round Point Shovel

29" with "D" wood handle



FIBERGLASS HANDLE SHOVELS



SRS700

SRS700D

SRS701

SRS701D



Structron Brand 700 Series shovels feature heat-treated, high carbon polished steel for ultimate durability. PowerCore™ solid fiberglass reinforcing rod extends 12.5 inches from the handle into the shank for maximum strength at this critical stress point.

SRS700

Round Point 48" fiberglass long handle shovel

SRS700D

Round Point 29" fiberglass handle with poly D grip

SRS701

Square Point 48" fiberglass long handle shovel

SRS701D

Square Point 29" fiberglass handle with poly D grip

SHOVELS



Blue Max

Contractor Shovels

48" long wood handle. Texture coated blue blade keeps debris from sticking, prevents rust corrosion. Edge grind makes it easier to dig in harder soils and materials. Two rivets in 11" socket keep handle securely attached, redistributes load to stronger steel socket-not the handle. Industrial gauge FTS.

ASBMDLR

Round Point Blue Max Shovel

ASBMDLRS

Square Point Blue Max Shovel



SHOVELS



Kraft Shovels

48" Long Fiberglass Handle. 14 Gauge tempered steel blade for strength.

KRGG861F

Square Point Kraft Shovel

KRGG864F

Round Point Kraft Shovel



SHOVELS



Razor-Back Contractor Shovels

Strength and durability make Razor-Back tools the choice of professionals. 48-inch sturdy, stained North American ash handle for long life. Industrial gauge open-back blade. Rolled-step helps prevent material build-up. Dual rivet, extended tab socket for added strength.

AS45520

Round Point Razor-Back Shovel

AS44101

Square Point Razor-Back Shovel



SHOVELS



J-350 Series Blue Max Shovels

14-gauge industrial strength blade. 48-inch North American ash handle. For professionals who expect high-quality features and durability.

ASBMDLR

LHRP Blue Max Shovel(J-350 series)

ASBMDLS

LHSP Blue Max Shovel(J-350 series)



DRAIN SPADE



15609 Jackson 14" Drain Spade

14" drain spade with 29" wood/steel "D" handle. Forward-turned step.



SHOVELS

Wood handle. Forward-turned step.



AS15602

Round Point 48" long handle

AS15605

Square Point 48" wood handle

AS15606

Square Point 30" "D" handle



Concrete Products

PARKING LOT SEALANT



SEALTIGHT® DIRECT FIRE PARKING LOT SEALANT (PLS)

SEALTIGHT Direct Fire Parking Lot Sealant (PLS) is formulated specifically for melting and heating in direct fire kettles. It is a single-component, hot-applied, self-leveling sealant to be used for sealing joints and cracks in Portland Cement or asphaltic concrete pavements. PLS is easily melted and applied, and will form a flexible, resilient, non-tracking seal suitable for use on both highways and parking lots.

MD7000 50 lb cartons

ASPHALT HORIZONTAL CRACK AND JOINT SEALER

SAFE-SEAL® 3405

High Performance, Cold-Applied, One-Component, Horizontal Crack and Joint Sealer

A high performance, polymer-modified, asphalt emulsion horizontal joint and crack sealant.



It is a one-component, self-leveling material that can easily be poured into openings 1/8" up to 1" wide. After full cure, the product will remain flexible at cold temperatures and will not flow at high temperatures.



1 gallon container
5 gallon container



ASPHALT HORIZONTAL CRACK AND JOINT SEALER



3405 Hot-Applied, Single Component, Polymeric Joint Sealant

A quality, hot-applied, single-component polymeric compound. 3405 was specifically formulated for the cost-effective sealing of cracks and joints in Portland cement and asphalt concrete highways. It offers excellent bonding properties, high resiliency and resistance to degradation from weathering. It is ideal for large, medium and small-scale sealing projects. Packaging: 55 pound (cartons containing two 27.5 pound blocks individually wrapped in poly bag liners).



ASPHALT PATCH



Perma-Patch®

A high tech cold patch repair material, which consists of a unique blend of special polymer additives, pressure sensitive plastics, asphalt and special



aggregates. The grade uses an average 1/4" aggregate. It can be applied in any weather conditions in temperatures from -15 to 104°F (-28 to 40°C+) without mixing, tack coating or any other type of sealer being applied. Perma-Patch is used for quick and permanent repairs of potholes, cracks, cable trenches, utility cuts, around manhole covers, any broken areas, sections touching expansion joints.

PER1000 60 Lb. Bag Perma-Patch Asphalt Patch

ASPHALT SEALANTS




#3405 Regular Hot Applied Sealant

Formulated with selected asphaltic resins, synthetic polymeric rubber, plasticizers, stabilizers, and a blend of organic reinforcing fillers.



#3405 Parking Lot Sealant

Formulated with selected asphaltic resins, synthetic polymeric rubber, plasticizers, stabilizers, and a blend of organic reinforcing fillers.



#3405 Rubber Hot Applied Sealant

Formulated with selected asphaltic resins, synthetic polymeric rubber, plasticizers, stabilizers, and a blend of organic reinforcing fillers. It is specifically formulated to contain a minimum of 18% - recycled rubber.



#3405 Poly Fiber-EF Hot Applied Sealant

Formulated with selected polymer modified asphalts and pre-treated dimensionally stable polyester (DSP) fibers in a proprietary blend consisting of a minimum 5% fibers by weight.

ASPHALT MELTER & APPLICATOR



KRG968

Portable Asphalt Melter And Applicator



Concrete Products

AS-1 1315 ACHRO SEAL

A solvent based, clear, acrylic and methyl methacrylate resin curing, sealing and hardening compound for freshly placed and/or existing concrete, terrazzo, brick, stone, architectural concrete and other cementitious materials for either exterior or interior applications. AS-1 can be used for curing, sealing, abrasion resistance, ultra-violet ray resistance, and chemical resistance. Also available in white or grey pigment for exterior work. Coverage Rate: Curing and Sealing 300-600 Sq. Ft./Gal.



TKAS101 1 Gallon container
TKAS105 5 Gallon Container
TKAS155 55 Gallon Container

TKAS1W01 1 Gallon Container (White Pigmented)
TKAS1W05 5 Gallon Container (White Pigmented)
TKAS1W55 55 Gallon Container (White Pigmented)

AK-2 CURING & SEALING AGENT

AK-2 ACHRO KURE 1315 is a 25% solids solvent based, clear, high quality acrylic resin curing, sealing and hardening compound for freshly placed and/or existing concrete, terrazzo, brick, stone, architectural concrete and other cementitious materials for either exterior or interior applications. AK-2 ACHRO KURE with it's premier acrylic resin gives it superior moisture retention capabilities, excellent resistance to abrasion, ultra-violet ray resistance, and chemical resistance.



TKAK201 1 Gallon Container
TKAK205 5 Gallon Container
TKAK255 55 Gallon Container

BRIGHT KURE & SEAL

Bright Seal is a excellent sealer for architectural concrete, terrazzo, brick, stone, slate, quarry tile, burnish block, or any cementitious material where yellowing or discoloration cannot be allowed. The coating is clear and does not yellow, degrade with age or exposure to ultraviolet rays. Coverage Rate: 100-400 Sq. Ft./Gal. depending on the porosity of the substrate.



TKBSO1 1 Gallon Container (High Gloss)
TKBSO5 5 Gallon Container (High Gloss)
TKBS55 55 Gallon Container (High Gloss)

BRIGHT KURE & SEAL MATTE FINISH

A blend of 100% methyl methacrylate polymers used as a superior exposed aggregate cure, and final sealer and protective coating. The coating is clear and does not yellow, degrade with age or exposure to ultraviolet rays. The matte finish provides low luster.



TKBSMT01 1 Gallon Container (Matte Finish)
TKBSMT05 5 Gallon Container (Matte Finish)
TKBSMT55 55 Gallon Container (Matte Finish)

BRIGHT KURE & SEAL MERRIMAC BROWN

A colored sealer solution of 100% methacrylate polymers used as a specialized curing and sealing compound for exposed aggregate and stamped concrete. It provides increased protection and enhances the aggregate compared to typical curing compounds. Also Available with Matte Finish.



TKBSM01 1 Gallon Jug Bright K&S Merrimac Brown
TKBSM05 5 Gallon Pail Bright K&S Merrimac Brown
TKBSMBMF05 5 Gallon Pail Bright K&S Merrimac Brown Matte Finish

BRIGHT GLAZE

Bright Glaze is a higher viscosity (thicker) version of Bright Kure & Seal. It is to be used when you are looking for a glossy one coat film. A blend of 100% methyl methacrylate polymers used as a specialized superior curing and sealing compound for exposed aggregate, colored stamped concrete and stenciled concrete.



TKBG01 1 Gallon Can Bright Glaze
TKBG05 5 Gallon Pail Bright Glaze

TK TRI-GRIP

A Non-Slip Synthetic Aggregate made up of Polypropylene sphere shaped particles. It creates a textured surface without sharp edges. They are light weight so they will stay suspended in TK Product's curing and sealing compounds easily. They are clear, so unnoticeable on the floor. Can be used in sealers and stains.



TKTRIGRIP20 1lb. Container

Concrete Products

TK-290 FINAL SEAL

TK-290 Final Seal Ready-to-use, colorless, breathable, non-staining, non-yellowing and deep penetrating. May be applied to concrete that had previously been applied with a cure and seal such as: Achro Seal AS-1, Achro Kure AK-2, TK-26 UV, and Bright Kure and Seal. It should be sprayed and back rolled over the concrete to re-solvate the resin on the surface; penetrating and sealing it off from water and harmful deicers that can cause concrete deterioration.



TK290FS05 5 Gallon Pail TK-290 Final Seal
TK290FS55 55 Gallon Drum TK-290 Final Seal



TK-26

TK-26 is a special formula of chlorinated rubber and epoxy that cures, hardens and seals new concrete. It eliminates the need for other curing processes, sealing and hardening agents, when applied to new concrete as a cure, sealing in and retaining 95-98% of the moisture content for the critical 7 day curing period. This high moisture retention assures stronger fully cured concrete. Coverage Rate: Curing and Sealing 350-650 Sq. Ft./Gal.



TK2601 1 Gallon Container
TK26W01 1 Gallon Container (White Pigmented)
TK2605 5 Gallon Container
TK26W05 5 Gallon Container (White Pigmented)
TK2655 55 Gallon Container
TK26W55 55 Gallon Container (White Pigmented)

TK-290 TRI-SILOXANE

A solvent based, low viscosity oligomeric organosiloxane, one-component, deep penetrating, invisible, non-darkening water repellent for concrete and masonry. The siloxane groups are chemically bonded, not just physically bonded like other surface penetrating sealers, to the concrete. It eliminates the ever present moisture that had previously engulfed the cementitious substrate, thus eliminating spalling, freeze/thaw damage, and rebar corrosion. It penetrates up to 1/4 inch and becomes a permanent part of the substrate not allowing water to enter, but allows moisture vapor to pass out of the substrate.



TKTRIO1 1 Gallon Container
TKTRIO5 5 Gallon Container
TKTRIS5 55 Gallon Container



TK-26 UV

A special formula of chlorinated rubber and epoxy that cures, hardens and seals new concrete. Coverage Rate: Curing and Sealing 350-650 Sq. Ft./Gal.



TK26UV01 1 Gallon container
TK26UV05 5 Gallon Container
TK26UV55 55 Gallon Container

TK-290 WDOT

A solvent based, low viscosity oligomeric organosiloxane, one-component, deep penetrating, invisible, non-darkening water repellent for concrete and masonry. Specified and approved by the state of Wisconsin for protective coating on bridge decks.



TK290DOT05 5 Gallon Container
TK290DOT55 55 Gallon Container



TK-CCS

Concrete colored chlorinated rubber and epoxy that cures & seals concrete that has been patched or different colored cements used, to make the concrete uniform in color and sealed from de-icing chemicals. Designed for exterior concrete.



TKCCS01 1 Gallon Container
TKCCS05 5 Gallon Container
TKCCS55 55 Gallon Container



TK-590 DOT

TK-590 TRI-SILANE is a one-component, deep penetrating, invisible, non-darkening treatment for concrete. TK-590 TRI-SILANE is an alkylalkoxysilane, 100% reactive penetrant, designed to prevent the intrusion of water and waterborne salts into concrete and masonry substrates.



TK59005 5 Gallon Pail TK-590 Tri-Silane Sealer
TK59055 55 Gal. Drum TK-590 Tri-Silane Sealer



TK-DOT STAIN

A high solids chlorinated rubber concrete sealer and protector, designed for the Department of Transportation. Offers the same protection from deicing chemicals as our Tri-Kote 26 along with the color uniformity of our TK-CCS. To be used on vertical surfaces.



TKSTAIN01 1 Gallon Container
TKSTAIN05 5 Gallon Container
TKSTAIN55 55 Gallon Container



Concrete Products

TK-5329 FLOOR HARDENER AND DENSIFIER

A colorless, orderless, nontoxic, noncombustible blend of 100% active sodium silicate and silicate chemicals which deeply penetrate the concrete and masonry substrates. It chemically reacts with the calcium component in the cement to strengthen, harden, densify, dustproof and waterproof permanently.

Coverage Rate: 200-300 Sq. Ft./Gal.



TK532905 5 Gallon Container
TK532955 55 Gallon Container



TRI-SEAL

A 100% water based, high solids, premiere acrylic resin compound formulated to cure, seal, protect and dustproof concrete as well as to seal many types of porous tile and resilient floor. For both interior and exterior application. TRI-SEAL is particularly recommended for indoor work in public buildings and housing (hospitals, schools, restaurants and private residences where solvent systems are difficult to use). Coverage Rate: Curing and Sealing 300-500 Sq. Ft./Gal.



TKRISEAL01 1 Gallon Container
TKRISEAL05 5 Gallon Container
TKRISEAL55 55 Gallon Container

TK 2519DC WB

A 100% Resin Water/Solvent Emulsion Base Curing Compound. Its designed for curing freshly placed concrete surfaces, allowing the concrete to achieve maximum hardness and density by restricting the evaporation of available moisture within the mix. It can be used on both vertical and horizontal surfaces, interior and exterior, i.e. sidewalks, floors, walls, curbs and gutters, or wherever proper curing is desired. TK-2519 WB chemically becomes very brittle after 28 days. Average traffic will wear it off. On areas where there is little traffic, a power sweeper with stiff bristle brushes, or a buffer with a coarse 3M pad will take it off. This process leaves the concrete surface suitable for subsequent coatings of liquid floor hardeners, penetrating sealers (silanes & siloxanes), epoxies, and cementitious toppings. Coverage Rate: Curing and Sealing 200-300 Sq. Ft./Gal.



TK2519DC01 1 Gallon Container
TK2519DC05 5 Gallon Container
TK2519DC55 55 Gallon Container

BRIGHT SEAL WATER BASED



TK Bright Seal WB is a 100% water-based sealer for architectural concrete, terrazzo, brick, stone, slate, quarry tile, burnish block, or any cementitious material. Bright Seal WB is to be used where solvent odors are not tolerable and is the sealer that can bring out the wet look in the surface to be sealed.



TKBSWB01 1 Gallon Jug Bright Seal Water Based
TKBSWB05 5 Gallon Pail Bright Seal Water Based
TKBSWB55 55 Gallon Drum Bright Seal Water Based

TK KURE & SEAL WB

GREAT WINTER SEALER FOR INSIDE USE!
NO ODOR & NON-FLAMMABLE!

A 100% water based, acrylic resin compound formulated to cure, seal, protect and dustproof concrete as well as to seal many types of porous tile and resilient floor. For both interior and exterior application. Coverage Rate: Curing and Sealing 150-250 Sq. Ft./Gal.



TKKUREWB01 1 Gallon Container
TKKUREWB05 5 Gallon Container
TKKUREWB55 55 Gallon Container

DOWFLAKE

Calcium chloride has the ability to accelerate cement hydration, and thereby reduces its set time by as much as two thirds.

- Provides fast early strength.
- Reduces final set time.
- Improves workability.

Using calcium chloride to obtain high early strength concrete offers contractors significant advantages over plain concrete.


- Finishing work can be done sooner.
- Costs can be cut through reduced heating and protection.



DOW1000 25 lb. Bag Dow Flakes
DOW2000 50 lb. Bag Dow Flakes



Yes! We Carry Decorative Concrete Stamps!!!
-For Sale or Rent-



Concrete Products

SET DELAY



95050 Mini Delayed Set

Use for wash water stabilization, when no washout is allowed at the job site. Use it to retard the set of concrete whenever an unexpected delay occurs. One bag retards one yard of concrete for one hour. 8oz. water soluble bag.



SLICK PACK II



97134 SLICK-PAK

The Patented Polymer-Based Concrete Pump Primer. It is now the standard for priming concrete pumps. 8oz. water soluble bag.



CONTROL FINISH



97000 Control Finish

A dry powdered finishing aid, packaged in an easy-to-use water soluble pack for use at the jobsite. Improves concrete surface finishing characteristics without re-tempering with water, thus avoiding many common surface problems such as plastic shrinkage cracks, dusting, cracking and crazing. 18oz. in two inner water soluble packs (9 oz each).



SET ACCELERATOR



98454 Non-Chloride Mortar Set Accelerator

A dry, white, powdered set accelerator packaged for use in pre-packaged mortar or concrete. It speeds up set times while increasing early compressive strength. Mortar Set Accelerator contains calcium, but no chlorides. 5.6oz. per bag or 5lb. water soluble bags.



SLUMP BUSTER



97180 Super Slump Buster

Use when low slump is required for proper placing. Permits controlled slump reduction, allowing placements on inclines or curbs, while minimizing segregation. 8oz. water soluble bag.



SET RETARDER



Mortar Set Retarder

A white powdered set retarder packaged for use in pre-packaged mortar or concrete. It slows down set times without affecting compressive strength. It is ready for easy dosing; no premixing is required. 5.6oz. per bag.



SUPERPLASTICIZERS

Fritz-Pak Supercizer Series of Superplasticizers

If a mix that gets to a jobsite is too dry (low slump), a superplasticizer can be added to increase the slump.

Supercizer 1 Produces stronger, more durable concrete.

Supercizer 2 Produces stronger, more durable concrete. It is similar to Supercizer 1, but designed for warmer weather.

Supercizer 3 For colder weather use (< 50°F or 10°C) and water reduction.

Supercizer 5 Slump control at the job site without additional water.

Supercizer 6 Provides maximum water reduction with ultra-high early strengths while producing stronger, more durable concrete.

Supercizer 7 Provide maximum water reduction for high early strengths while producing stronger, more durable concrete. Reduces the incidence of blowouts.



AIR DETRAINER



95996 Air-Minus Air Detainer

Specialty admixture to reduce the amount of air entrained in concrete and cement based materials. Recommended for high strength grouts, high-density concrete and high strength concrete. 1.1lb. bag.



ADMIXTURE KITS

Great for Concrete Contractors!



99001 Contractor-Pak

Contains six of our most effective admixtures used primarily by concrete contractors: Supercizer 5, Slick-Pak II, Control Finish, Mini Delayed Set, Super Slump Buster, and Standard Delayed Set. Provides the concrete contractor with exactly the admixtures he needs to do his job on a daily basis.



Great for Redi-Mix Companies!

99000 Rescue-Pak Contains six of our most effective admixtures proven to solve problems in the field: Supercizer 5, Slick-Pak II, Super Air Plus, Mini Delayed Set, Super Slump Buster, and Standard Delayed Set. Rescue-Pak improves your bottom line by saving loads of concrete at the job site which would otherwise be rejected.



SLICK PACK



97134 SLICK-PAK

The Patented Polymer-Based Concrete Pump Primer. It is now the standard for priming concrete pumps. 8oz. water soluble bag.



Concrete Products

URETHANE SEALER

TK-1572 URETHANE WB

A water borne aliphatic urethane dispersion specially designed to seal and protect interior and exterior concrete. It provides superior protection against water and abrasion versus water borne acrylics sealers. It dries to a full gloss while retaining the natural color of the concrete.



TK157201 1 Gallon Can Gloss Sealer
TK157205 5 Gallon Pail Gloss Sealer

ACRYLIC CURING & SEALING COMPOUND

CS-309 Ultra Clear Curing & Sealing Compound

A clear, non-yellowing high solid formulation of acrylic resins, plus select plasticizers, blended with a quick-evaporating solvent. When applied on freshly placed concrete surfaces, a tough, uniform, moisture-retentive film for simultaneous curing and sealing is formed.



MDCS30905 5 Gallon Pail
MDCS30955 55 Gallon Drum



TK-2120 TRI FILM

An evaporation retardant to be used on freshly poured concrete to retard the evaporation of surface water during times of placing the concrete in direct sunlight, high winds, high temperatures, and/or low humidity, which will prevent crusting of the surface of the concrete and aid in it's finishing. TK-2120 Tri Film slows the evaporation by 80%.



TKTF01 1 Gallon Container
TKTF05 5 Gallon Container
TKTF55 55 Gallon Container

CURING COMPOUND

1250-WHITE Water Emulsion, White-Pigmented Concrete Curing Compound

A resin-based dispersion with selected white pigments. When properly applied, 1250-WHITE provides a premium-grade film that optimizes water retention. The white pigment reflects sunlight to help keep the concrete surface cooler and prevent excessive heat buildup, which can cause thermal cracking. It is a true water-emulsion product.



MDPL1250 5 Gal. Pail
MDDR1250 55 Gallon Drum



TK-6000 CONCRETE SURFACE RETARDER



Applied to the surface of freshly placed concrete, it will chemically delay the set of the surface mortar. After 8-16 hours the surface mortar can be washed off exposing the surface aggregate.



TK600001 1 Gallon Container
TK600005 5 Gallon Container
TK600055 55 Gallon Container

CURING COMPOUND

1600-WHITE Water-Base, Wax-Base Concrete Curing Compounds

Wax-bases dispersions, with selected white pigments. When properly applied, they provide an impermeable film, which optimizes water retention. The white pigment reflects the sun's rays to help keep the concrete surface cooler and prevent excessive heat build-up.



MDPL1600 5 Gallon Pail
MDDR1600 55 Gallon Drum
MDTOTE1600 275 Gallon Tote

TK-6100 CONCRETE FORM SURFACE RETARDER



An in-form cement set retarder. It is sprayed to the face of the form and dries quickly to form a hard film that will retard 1/8 to 3/16 of an inch of the concrete that can be washed off when the form is removed.

TK610001 1 Gallon Container
TK610005 5 Gallon Container
TK610055 55 Gallon Container

CURING COMPOUND

Lin-Seal® White Curing And Anti-Spalling Compound

A true water-based, white-pigmented, high solids emulsion of boiled linseed oil. When properly applied, it provides a nearly impermeable seal that optimizes water retention. The white pigments reflect the heat-producing rays of the sun to keep the concrete surface cooler and prevent excessive heat buildup.



MDPL1700 5 Gallon Pail
MDDR1700 55 Gallon Drum



Concrete Products

CURING COMPOUND

2255 White PAMS Curing Compound

Ready-to-use concrete curing compounds are high solids, whitepigmented, and poly-alpha-methylstyrene-based. These formulations were developed for various departments of transportation as premium-grade concrete curing compounds. The 2200-WHITE series offers rainfall protection typically within four hours of application, developing sufficient hardness and film integrity.



MDDR2255 55 Gal. Drum White PAMS Curing Compound - MN
MDDR2255WI 55 Gal. Drum White PAMS Curing Compound - WI

FARM FRESH FORM RELEASE

Organic Vegetable Oil Form Release

Using the latest micro-emulsion technology, FARM FRESH is an innovative, 100% natural organic chemical release agent. Ideal for sensitive environmental situations such as bridge formwork over rivers and streams or potable water reservoirs.



UNXFF05 5 Gallon Pail
UNXFF55 55 Gallon Drum

FORM OIL BOOSTER & CLEANER

TK-5000

Form Oil Booster & Form Cleaner

An additive for commercial grade form oils that will enhance the release of concrete while also cleaning excess concrete from the forms over time.



LIQUID RELEASE



Dura-Liquid Release Agent

A parting agent designed to prevent stamping tools from sticking to the substrate. Creates a temporary, water-proof barrier between the fresh concrete and the textured mat. The barrier then evaporates quickly for easy cleanup.



PRO99-LIQRELEASE5 5 Gal. Pail Liquid Release

NITRILE DISPOSABLE GLOVES

Powder Free Nitrile Gloves

Breakthrough 5.5 pH Technology! Made to match healthy skin's natural 5.5 pH levels to ensure the MOST comfortable fit yet! 100 Pc. Box.



NEWA-GLV-L Nitrile Gloves - Large
NEWA-GLV-XL Nitrile Gloves - X-Large



FORM RELEASE AGENT



Farrell Citrus Form Oil

A citrus-scented, multi-reactive form release agent. It is composed of an organic chemical that reacts with the alkali content of the concrete to form a release film that effectively prevents the bonding of concrete to the form. In addition, contains a high molecular weight and a non-reactive, chemically inert ingredient to assist in clean and quick form release and removal. These exclusive ingredients combine the effectiveness of a chemically reactive type and an inert barrier to provide a doubly effective separation... and the ultimate in form release.

MDDRCITRUS 55 Gal. Drum Farrell Citrus Form Oil

FORM RELEASE AGENT



Farrell Red Label Form Release

A high quality form release agent that provides a means of easy release between all types of forms and concrete by the interaction of fatty acids and clear mineral seal oil instead of fuel oil. Guarantees non-staining of all architectural concrete. Rust inhibitors and wood preservatives are blended into the formulation to prevent rust on metal forms; and prevents deterioration of wooden forms.



FA4105 5 Gallon Pail Farrell Red Label Form Oil
FA4155 55 Gallon Drum Farrell Red Label Form Oil
FA4175 Tote Of Farrell Red Label Form Oil

FORM RELEASE AGENT



Farrell Green Label Form Release

A high performance, low odor form release agent that provides a means of easy release between all types of forms and concrete by interaction of fatty acids, with the use of a clear mineral seal oil, and other slippery agents instead of fuel oil.



FA4005 5 Gal. Pail Farrell Green Label Form Release
FA4055 55 Gal. Drum Farrell Green Label Form Release
FA4075 Tote of Farrell Green Label Form Release

STAMP RELEASE



TK-2090

A proprietary blend of oils and petroleum solvent that is used as a tool cleaning solution. Keeps both stamping and hand tools free from concrete build-up during use.



TK209005 5 Gallon Pail

Concrete Products

HEAVY DUTY FLOOR PATCH

- Fast setting / super strength.
- Allows for quick repairs.
- Drive over it within two hours.

FA2005 50lb. Bag



VERTICAL PATCH

- Non-slumping vertical and overhead patch.
- Quick setting, eliminates form work.

FA2015 50lb. Bag



NON-SHRINK GROUT

- Grouting steel column bases.
- Grouting under precast construction.
- Fill holes and voids.
- Secure anchors and bolts.

FA2020 50lb. Bag



FLOOR UNDERLAYMENT

- Cement based floor leveler.
- Interior or exterior.
- For concrete surfaces.

FA2000 50lb. Bag



CONCRETE TEXTURE COAT



Cementitious coating. Finish and beautify vertical concrete/masonry Provides attractive textured finish. Brush, Roll, or spray on.

FA2040 Gray 50 lb. bag
FA2045 White 50 lb. bag



CONCRETE MIX

E-Z Crete quality concrete mix. Available in sand or gravel mix.

PN01300 Gravel Mix - 60lb. Bag
PN01200 Sand Mix - 60lb. Bag



HYDRAULIC CEMENT

Farrell Hydraulic Cement

A quick setting cement and sand compound used primarily as a water stop or leak sealer. It expands during its set and locks in place to block flowing water in 3 to 5 minutes. To be used only on concrete and masonry materials.



FA2030 60lb. container



CHEMICAL ACTION CONCRETE



MB530250
MasterEmaco T 545
(Formerly: Set 45)

A one-component magnesium phosphate-based patching and repair mortar. This concrete repair and anchoring material sets in approximately 15 minutes and takes rubber-tire traffic in 45 minutes. For ambient temperatures below 85°. 50lb. Bag.



The Chemical Company

ANCHORING CEMENT

Farrell Anchoing Cement

A quick setting cement and non-shrinking anchoring cement which gives a rock hard anchor for any items needing anchoring. As it hardens it expands to fill all voids and locks itself securely in place. Sets up hard in 15 minutes and will be stronger than concrete in one hour.

FA2035 50lb. container



GROUT

588™ PRECISION GROUT

SEALTIGHT 588 Precision Grout is a Portland Cement based product. It is non-corrosive, non-gaseous and provides high density, high initial and ultimate flexural and compressive strengths. It can be mixed quickly, as needed, on the job-site. 588 Grout offers exceptional workability and is easily placed by pouring or pumping. The product is designed to give non-shrink performance under various conditions, in interior or exterior applications.

MD588 50 LB. Bag 588 Non Shrink Grout



Concrete Products

COUNTERTOP MIXES



Fast-setting, high-strength countertop & Tabletop mixes formulated for use in various precast projects. These products are ideally suited for countertops, outdoor kitchen tops, bar or table tops, precast wall caps, mantels or lintels.

- SPX103434** 50 Lb. Bag Concrete Countertop Mix (Indoor Use)
- SPX104870.11** 80 Lb. Bag 5000 PSI Concrete Table Top Mix with Air & Fibers (Outdoor Use)

BONDING AGENT



Weld-Crete® Concrete Bonding Agent
Bonds new concrete, stucco, tile setting beds and terrazzo to any structurally sound surface, interior or exterior. Use Weld-Crete's® open time to your advantage in bonding to concrete shear walls when you need a time lapse between application of bonding agent, placement of reinforcement steel, placement of formwork and placement of concrete.

BONDING AGENT



TK-Tri-Bond

A liquid, ready-to-use, high build, re-emulsifiable bonding agent used for adhering gypsum plaster and portland cement mixtures to all types of structurally sound surfaces. Bonds mortar bed of ceramic tile to old walls and floors.



CONCRETE BONDING AGENT

Liquid Bonding Agent

An acrylic latex bonding agent and admix (in place of water) for cement mortar patching and resurfacing. Mixed with a cement/sand or gravel combination, it becomes an effective patching and topping mortar having excellent adhesion capabilities and resistance to abrasion, freeze/thaw cycling, industrial chemicals and deicing salts and chemicals.



- FA2050** 1 gallon container
- FA2055** 5 gallon container



PLAN BAG



OUT-910-000100 Plan / Blue Print Bag

The Outpak plan bag protects blueprints from the elements. They are made from a durable 20oz PVC to guarantee a long life of the product.



CONSTRUCTION EPOXY



Rezi-Weld 1000

A medium viscosity, two-component, construction-grade structural epoxy adhesive. It is moisture insensitive and resistant to many chemicals. High modulus, high strength REZI-WELD 1000 is color coded to assure proper mixing, and is self-leveling and easy to apply.



- MD4300** 1 Gal. Unit Rezi Weld 1000
- MD4302** 2 Gal. Kit Rezi Weld 1000

CONSTRUCTION EPOXY



Rezi-Weld™ LV

A low viscosity injection epoxy is a moisture insensitive, very low viscosity, high modulus, high strength structural injection resin. Resists most chemicals and features a unique, innovative unitized packaging concept.



- MD4352** 1 Gal. Unit Rezi-Weld LV

CONSTRUCTION EPOXY



Rezi-Weld Gel Paste

A high viscosity, rapid setting, thixotropic, structural, epoxy-based, chemical anchoring/bonding adhesive and injection resin. Provides high mechanical properties and bond strength to concrete and various other substrates. It is a two-component, moisture insensitive construction epoxy, which can be troweled, brushed, injected, or pumped.



- MD4403** 1 Qt. Unit Rezi-Weld Gel Paste
- MD4400** 1 Gal. Unit Rezi-Weld Gel Paste

EPOXY JOINT FILLER



MET-MM-80 1 Gallon Unit of Epoxy Joint Filler - Medium Gray

MM-80 is a 100% solids, two component, heavy duty semi-rigid epoxy joint filler designed to fill and protect contraction and construction joints in industrial concrete floors. The industry's first semi-rigid joint filler and still widely known as the "industry standard" in floor joint protection.



Concrete Products

CONSTRUCTION EPOXY

Rezi-Weld™ Gel Paste State

A high viscosity, high modulus, rapid-setting, thixotropic, structural, epoxy-based, chemical anchoring/bonding adhesive and injection gel. Provides high mechanical properties and bond strength to concrete and various other substrates. It is a two-component, moisture insensitive construction epoxy, which can be troweled, brushed, injected, or pumped.



MD4401	8.6 Oz. Single Tube Rezi-Weld Gel Paste State
MD4402	21.2 Oz. Dual Tube Rezi-Weld Gel Paste State
MD4402-1	Static Mixer For Dual Tube Rezi-Weld Gel Paste State

CONSTRUCTION EPOXY

REZI-WELD™ LV STATE

An ultra-low viscosity, two-component, 100% solids, rapid setting, epoxy-based, structural injection resin. It is a solvent-free, low odor, high strength, high modulus, moisture-insensitive, ultra-low viscosity epoxy resin system. Resists most chemicals and forms a structural, monolithic bond with typical concrete.



MD4350	6.1 Oz. Single Tube Rezi-Weld LV State
MD4351	16 Oz. Dual Tube Rezi-Weld LV State
MD4351-1	Static Mixer with Nut (Single & Dual Tubes)

ADHESIVE

Powers FASTENERS

DOT APPROVED



AC100+GOLD Quick-Shot Adhesive

Vinylester Injection Adhesive Anchoring System. It is a two-component adhesive anchoring system. Designed for bonding threaded rod and reinforcing bar hardware into drilled holes in concrete base materials.

RA8478SD	10 oz. Tube AC100+GOLD Quick-Shot Adhesive
	28 oz. Tube AC100+GOLD Quick-Shot Adhesive

COLD-WEATHER EPOXY

Pro-Poxy 400

All weather epoxy acrylate hybrid anchoring gel. A 100% solids, solvent-free structural epoxy acrylate hybrid anchoring gel.

UNITEX



UNX4001	10 oz. Single Tube Pro-Poxy 400 w/ 2 Static Mixers
UNX4005	28 oz. Tube Pro-Poxy 400 Gel w/ Nut
UNX4010	Large Retaining Nut for Large Stepdown Static Mixer
UNX4011	Mini Me Static Mixer for 5 oz Tube Pro-Poxy 400

JOINT FILLER



TK-9020 Joint Filler

A polyurethane/polyurea hybrid that comes in a 600 ML two component kit or bulk. It has a fast cure to allow for quick reopening of area. It has excellent adhesion, is very tough, and flexible to minimize the possibility of parallel cracks forming.

TK9020	22 Oz. Twin Tube Polyurea (Joint Repair)
---------------	--

CRACK & JOINT REPAIR

TK PRODUCTS


TK-9030 Crack And Joint Repair

A low viscosity translucent gray polyurethane/polyurea hybrid that comes in a 600 ML two component kit or bulk. It has a fast cure to allow for quick reopening of area. It has excellent adhesion, is very tough. Its low viscosity allows it to penetrate deep into smaller 1/32" hairline cracks. 22 oz.



URETHANE CRACK REPAIR KIT

TK PRODUCTS



TK-Hydro Seal foundation crack repair. TK-Hydro Seal comes in a complete repair kit, or in individual dual cartridges of injection urethane, surface paste and port adhesive, and port components for larger repair projects.

TKCRACKREPAIRKIT	Hydro Seal Concrete Crack Repair Kit
-------------------------	--------------------------------------



If you don't see what your looking for - Give us a call - We'll find it for you!

TK-9000 100% EPOXY CRACK FILLER

A two-component, 100% solids, fast setting epoxy designed with state of the art epoxy resins with low toxicity. It is designed to flow and seep easily into small cracks in concrete decking, floors, parking and bridge decks, filling and bonding the concrete back together.



TK PRODUCTS

TK900012	1/2 Gallon Kit
TK900002	2 Gallon Kit
TK900010	10 Gallon Kit

Concrete Products

EPOXY APPLICATOR



Model 535-XSP Multi Ratio Applicator

300ml x 300ml 300ml x 150ml; 150ml x 150ml; 150ml x 75ml. 26:1 Thrust ratio. Easily converts in just seconds with snap in/snap out push disks.

EPOXY APPLICATOR



NEW750XSP Heavy Duty Gun For Pro Poxy 400

Side by Side Epoxy Applicator
750ml x 75ml. 26:1 Thrust ratio. Extra durable heated treated piston rod.

EPOXY APPLICATOR



KRGG469 Twin Tube Epoxy Gun

300mL X 300mL. Easy to pull and release trigger. Dispensing rods are hardened for long wear and strength.

EPOXY GUN



Unitex Pneumatic
Epoxy Gun



HI-TECH EPOXY

A 100% solids, solvent free two part epoxy, for high build floors and/or solvent free environment applications. HI-TECH EPOXY is particularly well suited for interior use on concrete floors subjected to heavy traffic, and/or harsh chemicals or corrosive attack. It is well suited to fill in low depressions in the floor with no shrinkage. The blended materials form a penetrating, high strength coating resistant to abrasion from heavy traffic, and is unaffected by rubber burns. The high gloss finish is smooth, durable, and easy to clean.



TKHIT12 1/2 Gallon Unit
TKHIT10 10 Gallon Unit



TK-EPOXY COLOR SYSTEM

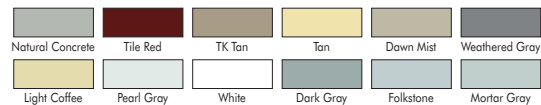


A two-component epoxy color coating for use on concrete, wood or metal: it is particularly well suited for interior



use on concrete floors subjected to heavy traffic, and/or harsh chemicals or corrosive attack. The blended materials form a penetrating, high strength coating resistant to abrasion from heavy traffic, and is unaffected by rubber burns. The high gloss finish is smooth, durable, and easy to clean.

TKEP1012 1/2 Gallon Unit - Light Gray
TKEP1001 1 Gallon Unit - Light Gray
TKEP1025 2 Gallon Unit - Light Gray
TKEP1010 10 Gallon Unit - Light Gray



*Additional
Colors
Available!*

Due to shade variations associated with printing limitations, we suggest that you review samples for actual color.


URETHANE TOPCOAT



*For enhanced chemical
and abrasion resistance!*

TK-1606 TRI-THANE

A clear, glossy, non-yellowing urethane, specially designed for floor finishing. It forms an extremely durable film with superior chemical and abrasion resistance. It can be used over acid stained floors and an excellent topcoat for TK-EPOXY COLOR SYSTEMS or TK-HI-TECH EPOXY.




Applied over Acid Stain



Applied over Epoxy Color System

TK EPOXY FLOOR CHIP KIT



TK-Epoxy Chip Kit

Can be used to beautify garage floors, basement floors, industrial areas or any interior area that low odor products need to be used. The kit is made up of HI-TECH EPOXY. First coat is Hi-Tech Colored, prepackaged chips to be broadcast over while wet, than Hi-Tech Epoxy Clear for a top coat. The high-gloss finish is smooth, durable, and easy to clean.

EPOXY CLEANER

TK-99 - Epoxy Thinner and Cleaner. Tools need to be cleaned before the epoxy dries. 1 Gallon.



Concrete Products

CONCRETE CLEANER

Sure Klean® Heavy Duty Cleaner

General purpose acidic cleaner rids textured concrete of excess mortar, concrete splashes, heavy efflorescence, embedded stains, rust and more. Improves color depth and uniformity of standard and colored concrete. Can be used for additional aggregate exposure or "weathering."

PS10090-01 1 Gallon Container
PS10090-05 5 Gallon Container



PROSOCO
SINCE 1939

CONCRETE BUILDUP & SPLATTER REMOVER

Blast-Off

Extremely effective at dissolving concrete buildup and splatter without damaging or corroding exposed steel, chrome, aluminum or electrical components. Produces a thick, rich foam that clings to vertical and overhead surfaces.

NOXBO10L Nox Crete 2.64 Gal. Box



nox-crete

CONCRETE CLEANER

Bio-Clean Ready Cleaner

A powerful, ready to use cleaner that deeply penetrates concrete floor surfaces to safely and effectively remove most surface contaminants. 100% Biodegradable And Non-Toxic. Removes Dirt, Oil, Grease, Black Tire Marks, Bondbreaker And Curing Compound Residue And Carpet And Tile Adhesive. Pleasant Orange Scent.



nox-crete

BLAST-OFF SPRAYER

NOXBOPF Sprayer

For Increased Effectiveness use this sprayer equipped With The Blast-Off Foaming Tip.



nox-crete

NOX8007 Blast-Off Foaming Tip
NOX887 Conversion Kit For Foaming Tip To Chapin Sprayer

CITRUS CLEANER

Citri-Clean

Environmentally safe, nontoxic. Dilute with water or use in concentrated form. Removes oil, grease, rubber marks and other contaminants. Also removes cures, sealers and cure/sealers.

UNX60001 1 Gallon Jug Citri-Clean Degreaser
UNX60005 5 Gallon Pail Citri-Clean Degreaser
Also available in 55 Gallon Containers



MURIATIC ACID

A heavy-duty concrete muriatic acid. Uses: etching and cleaning concrete.

DO3000 1 gallon container



SOLVENT CLEANER

TK-00 A solvent for cleaning sprayers that were used for spraying solvent based sealing compound, and tools. Also used for removing solvent based curing and sealing compounds.

TK0001 1 Gallon Container
TK0005 5 Gallon Container



CORROSION PROTECTION



Fluid Film Provides corrosion control, penetration, metal wetting and water displacement. Contains no solvents, will not dry out and will penetrate to the base of all metals. Heavily corroded and/or frozen parts can be salvaged.

FLU00107 2.25oz Spray Can of Fluid Film
FLU00207 11.75 oz. Spray Can Of Fluid Film
FLU12207 1 Gal. Can of Fluid Film



CLEANER DEGREASER

SP757 Citrus Cleaner Degreaser

A heavy duty, multi-purpose cleaner and graffiti remover. Has pleasant citrus scent. Removes grimy dirt, grease and oil on walls, vinyl, formica, fiberglass, wood, ceramic tile and many plastics. Biodegradable. 20 oz. can (16 oz. net wt.)



ISOPROPANOL



Isopropanol

99% Pure. Use for clean-up of tools, brushes, etc. Spills of catalyzed epoxy can be removed with this solvent if it is done before the epoxy cures.

TK0401 1 Gal. Jug Isopropanol (99% Pure)



RUBBER GLOVES



VP63B **Black Rubber Gloves**
Unlined Natural Rubber, Heavy Duty, 40-Mil Thick. 18" long. Rolled cuff.



VP7000

Sol-Vex Gloves

Unsupported, Premium-Quality, Nitrile. 11 mil, 13" embossed straight cuff glove.

Concrete Products

PAINT & URETHANE REMOVER



Soy Gel Paint and Urethane Remover
Want a better way to remove paints, urethanes, acrylics, epoxies, and enamels without the back-breaking work of sanding and chiseling? Made with 100% American Grown Soybeans. Easily Remove multiple layers of Paints, Urethanes, Concrete hard surface sealers, Acrylics, Epoxies.



FRASG1GWD 1 Gallon Jug
FRASG5GWD 5 Gallon Pail

MASTIC REMOVER



BEAN-e-doo Mastic Remover
Makes the removal of asbestos mastic, carpet mastic, and ceramic tile mastic clean and simple. No odor and easy clean-up. Pour bean-e-doo Mastic remover on the surface. In about an hour you will be amazed at how the mastic turns so soft you could scrap it off with your business card! All that is needed for clean up is a water rinse.



FRAM11GWD 1 Gallon Jug
FRAM15GWD 5 Gallon Pail

EMERGE DEGREASER

Emerge All Purpose Cleaner D-greaser
Use EMERGE to clean hard surfaces, parts and tools, or as a parts washer solution. Removes dirt and grim easily leaving you with a smile of satisfaction **Use to remove BEAN-e-doo residue.**



FRADF1GWD 1 Gallon Jug



EBC2 CLEANER

EBC2 Exterior Building Cleaner
A blend of mild natural acids and super infusion surfactants. EBC2 is a concentrated cleaner ideal for cleaning building exteriors and removing cement film, lime residues, mortar residues, moss and algae, surface rust and environmental dirt. Suitable for use on all natural stones, polished surfaces, aluminum, stucco, fine stoneware, tiles, high-alloyed steel, stainless steel, glass, plastic, ceramics and much more.



FRAEK1GWD 1 Gallon Jug

ICKEE STICKEE

Ickee Stickee Unstuck Graffiti Remover
Ickee Stickee Unstuck removes graffiti fast and safely. safe and guaranteed to remove almost any permanent marker, inks, crayon, or spray paint from hard surfaces.



FRAIC1GWD 1 Gallon Jug

TEXTURE TOOLS



Texture rollers used with release agent add texture and accent color to your concrete.

This antique look greatly enhances Faux Brick stenciled concrete and all other decorative concrete. Roller Kits include: 1 large, 1 small roller and 2 texture mats.

ACCESSORIES:

ARTRLRACSRCV 18" Stencil Roller Cover
ARTRLRACSRFR 18" Stencil Roller Frame

TAMPER

Concrete Tamper

This patented tool offers easy dismantel, an extra long grip, composite handle, removable locking pin, rounded corners and edges and self-aligning base. Most important, our Tampers have a shock-absorbing flexible coupling to take the pressure off the shoulders of the installer. Size: 12" x 12".



PRO01-12TAM 12" x 12" Tamper w/ 48" Handle
PRO01-16TAM 16" x 16" Tamper w/ 48" Handle

TAMPER

PRO01-BBANGER Billy Banger Hand Tamper

Can be used both horizontally & vertically. It's small size is perfect for tight areas and stairs. Size: 7" X 7".



TOUCH UP WHEELS



PRO02-W14R 1/4" Round Touch Up Wheel
PRO02-W38R 3/8" Round Touch Up Wheel
PRO02-WHE Hammered Edge Grout Touch Up Wheel

TEXTURE MAT TAMPER



CC928 Heavy Duty Texture Mat Tamper

Ideal for tamping texture mats and achieving the right amount of pressure on each mat. Rubber covered base prevents tearing or marring of texture mats. 11" x 11" cast iron/poly coated base. 48" hardwood handle.



Concrete Products

FINISHING UNDERLAYMENT




ARDEX SD-F Feather Finish®

Fast-Drying, Self-Priming, Non-Staining Trowelable, Cement-Based Finishing Underlayment. A Portland cement-based, polymer-modified, featheredge material for use directly over concrete, ceramic tile, terrazzo, and wood. No need to sand or grind the surface. Not a gypsum product - will not contribute to staining. Installs up to virtually any thickness with no primer, "no milk". Finish flooring can be installed as soon as the surface is hard (15-30 minutes, depending on thickness). 4200 psi.

ARSDSF 10 lb. Bag of Feather Finish (covers up to 33.3 sq. ft. at 1/8" thick)

CONCRETE DRESSING



ARDEX CD™ Concrete Dressing

ARDEX CD is specially formulated to resurface old, spalled or worn concrete surfaces such as driveways, sidewalks, patios or steps. ARDEX CD is a cost-effective alternative to complete concrete replacement.


This high quality Portland cement-based product mixes with just water and readily bonds to all concrete surfaces, providing a durable, new wear surface suitable for foot, rubber-tire, and automobile traffic.

- Provides "new concrete" finish to worn concrete surfaces.
- Bonds as thin as 1/16" (3.25 mm).
- Easy prep - no scraping, primers, or pre wetting.
- Portland cement-based - High strength - 4,000 psi.
- Mix with water only, no additives needed.
- Fast and easy, apply with a trowel or squeegee.
- Dries fast, walk on in 2 hours, drive on in 6 hours.



ARDCD-FINE 20 Bag Ardex CD- Fine (covers up to 60 sq. ft.)
ARDCD-COURSE 40 Bag Ardex CD- Course (covers up to 120 sq. ft.)
ARDP-51 P-51 Concentrated Primer 1 gallon

SELF-LEVELING UNDERLAYMENT



ARDEX K-15

Portland cement-based, high-strength, fast-setting, non-shrink underlayment. Mix with water, pour or pump, spread, ready! For use over concrete, metal, terrazzo, ceramic tile, wood and old flooring



adhesive residue (including cutback), on above or below grade. Pourable or pumpable. Installs from featheredge to 1-1/2" in one operation; up to 5" with the addition of proper aggregate.



ARDK15 55 lb. Bag of Underlayment Concrete (covers up to 60 sq. ft. at 1/8" thick)
ARDP-51 P-51 Concentrated Primer 1 gallon

SELF-LEVELING TOPPING



SD-T Self-Drying, Self-Leveling Concrete Topping

The most versatile and technically advanced Portland cement-based topping on the market today! Can be used as a new flooring surface, as an underlayment, or for the repair and renovation of flooring surfaces in a number of warehouse and light manufacturing environments. Installs quickly and easily indoors over concrete subfloors to provide a hard, smooth, flat surface. Apply from 1/4" to 2" in a single operation. Available in two colors - Gray for traditional installations, and White for decorative flooring installations and unique surface treatments.



ARSDT SD-T Concrete Topping 50lb. Bags
ARDP-51 P-51 Concentrated Primer 1 gallon

Concrete Products

STAMPABLE OVERLAYS

Artisan Overlay™

Easy to install and forms a tough, durable topping that will withstand years of wear, Artisan Overlay™ is a premixed blend of special materials. When mixed and properly prepared with water, it forms a thin, concrete coating that will permanently bond to concrete surfaces. Use with Legacy Colourants to create a beautiful integral colored floor.



Legacy Primer™:

A reactive primer, which increases the bond strength between the concrete and the overlay.



SOL1000 50 Lb. Bags Stampable Overlay - White
SOL1005 5 Gal. Pail Legacy Primer

EPOXY METALLIC FLOORING FINISH



EPOXY METALLIC SYSTEMS

Consists of a primer coat of Epoxy-Shell Tinted. Pigments are then mixed with Epoxy-Shell and applied on top of primer. A topcoat of Poly-Shell is recommended for additional chemical and abrasion resistance. Metallics are available in 9 colors that can be mixed to create hundreds of color combinations and custom looks.

Create your own combinations for a custom look!

FARRELL

Equipment & Supply Co., Inc.

FARRELL IS YOUR DECORATIVE CONCRETE HEADQUARTERS!



- Stains & Dyes
- Micro Toppings
- Sealers & Chemicals
- Decorative Stamps
- Formliners
- ...and Much More!



Ask about our **Decorative Concrete Catalogs!**

SALES & RENTALS



Farrell Equipment & Supply Co., Inc. - Trade Customs

The compilation and checking of a general catalog of supplies and machinery is complicated, involving many thousands of product numbers, dimensions, etc. and absolute perfection is not a commercial possibility. Every endeavor has been made to have the latest lists, dimensions, descriptions and designs throughout this catalog, but we do not guarantee accuracy. If any errors or misprints have escaped our checkers and printers, we are not responsible for them, and they are subject to our correction. All information contained in this catalog, pertaining to strengths

and proper working loads of material, tools or machines is derived from information compiled by the manufacturers for the convenience of the buyer. We assume no responsibility for the accuracy of this information.

Manufacturers are constantly changing designs, specifications and accessories on many items and these are subject to change without notice. Illustrations are subject to modification.

All references in this catalog are for description only and are not representations or warranties of any kind or nature.

Copyright © 2014 by Farrell Equipment & Supply Co., Inc.

Printed in U.S.A. 4000-080614



Other Available Farrell Catalogs:




Blade & Fastener Book



Decorative Concrete Book




Concrete Repair Book




Masonry Book



Measure & Marking Book



Road & Highway Book



Safety Book



Winter Jobsite Book



Rental Book



Rental Concrete Stamps



FARRELL

Equipment & Supply Co., Inc.

Visit us at any of our **5** Locations!

Serving the Construction Industry Since 1968!



ROCHESTER
507-252-0234
888-533-8909

Fax: 507-252-0222
1635 3rd Avenue S.E.
Rochester, MN 55904

LA CROSSE
608-796-9300
888-533-0909

Fax: 608-796-9435
508 Monitor Street
La Crosse, WI 54603

EAU CLAIRE
715-835-4334
800-533-0909

Fax: 715-835-4356
1510 N. Hastings Way
Eau Claire, WI 54703

WAUSAU
715-355-8300
800-933-5939

Fax: 715-298-1662
7405 Commerce Drive
Weston, WI 54476

MADISON
608-222-5372
888-533-7909

Fax: 608-222-5405
6809 Mangrove Lane
Monona, WI 53713

www.FarrellEquipment.com

For Your Convenience We Accept:

