


FARRELL

EQUIPMENT & SUPPLY CO., INC.

SERVING THE CONSTRUCTION INDUSTRY SINCE 1968

EROSION CONTROL CATALOG

**BLANKETS, SILT FENCE,
SILT SOCK, DRAIN TILE,
CULVERTS & MUCH MORE!**



See inside!



EROSION CONTROL BLANKETS

Enviroscope provides quality erosion control matting tailored to your specification and size requirements. Erosion control blankets can be used for slopes, drainage channels, and shore lines. The blankets are produced using degradable agricultural straw, excelsior, coconut fiber, or polypropylene fiber, as well as composite blankets. 100 sq. yard rolls.



Straw Blankets

Made of 100% straw fiber content. Available in single and double net formats, with short duration and biodegradable netting options.

Single Net Straw Blanket, 8' x 113' (100 sq. yards.)

LIM1001

Additional sizes and styles available!

Straw Double Net Straw Blanket, 8' x 113' (100 sq. yards.)

LIM1002

Biodegradable Single Net Blanket

LIM1007

Double Net Straw Blanket 16' x 113'

LIM1008

SILT FENCE

Non D.O.T. Silt Fence with 13 Stakes Roll 3' x 100' MP1000

Nearly 70% of all construction jobs that require silt fence do not specify the type of fence that must be used. Save money by using Silt Sock's superior quality contractors grade silt fence.

Wisconsin D.O.T. Silt Fence with 13 Stakes Roll 3' x 100' MP2000

Wisconsin D.O.T. approved and certified by many state D.O.T.'s and can manufacture D.O.T. silt fence to meet any requirement.

Additional sizes and styles available!



SEEDING KIT

Patch-A-Lawn All-In-One Sun & Shade LIM1009

Grass seed, fertilizer, and mulch all-in-one kit.

Covers 260 sq. ft. 12 lb. bag.



SILT SOCKS

Filter Fabric Socks

The socks are filled with 100% recycled material. This filler is inert, free of seed, low in moisture content and incredibly environmentally friendly.

Easily Installed, Cost Effective, and Reusable



Easily control water flow and trap sediment!



Also available:

9' x 25'

Straw

Wattles

LIM1005



SEEDING MULCH

Mighty Fine Straw Seeding Mulch LIM1010

One of the best ways to hold moisture in the soil for good seed germination and control erosion.

Covers 500 sq. ft. 20 lb. bag.



STAPLE POUNDER

Magnetic Pounder Tool LIM1004



Designed for installing Circle Top Erosion Blanket Pins as quick and pain-free as possible. The magnetic head of the mallet allows you to attach the top pins without leaving your feet. 39" Wooden Handle, 2.125" Magnet




STAPLES/PINS

Circle Top Blanket Pins 1000 pc. Box LIM1003

11 gauge steel. 6" in length, single prong. Top 1.5" circumference.

Sod Staples 1000 pc. Box LIM1000

11 gauge steel. 6" in length, two prongs.



BIODEGRADABLE STAKES

GreenStake

4" Biodegradable Green Stake 500 Pc. Box - LIM1006



100% Biodegradable!

Tough and can be driven into the hardest ground. It breaks down, naturally, without harming the environment because it is made from renewable materials and 100% biodegradable.



GEOTEXTILE FABRICS

Geotextile Fabrics are a nonwoven needle-punched geotextile made of 100% polypropylene staple filaments.

- **US205NW** can be used in drainage applications or can be used for separation under roads, driveways or parking areas.
- **US300NW** can be used under riprap for erosion control; for separation in road and railroad applications and will act as a cushion in geomembrane applications.

Additional sizes and styles available!

12.5' x 432' Roll Road Fabric #US200	USF1000
12.5' x 360' Roll DOT Type R, Type C Fabric #US205NW	USF2000
15' x 300' Roll DOT Type R, Type C Fabric #US205NW	USF2500
12.5 x 360' Roll DOT Type HR Fabric #US300NW	USF3000
15' x 300' Roll DOT Type HR Fabric #US300NW	USF3500





LIGHTWEIGHT SEPARATION



GEOGRID

Geogrid is designed for base reinforcement and subgrade improvement. Geogrids are commonly used to reinforce retaining walls as well as subbases or subsoils below roads or structures. These flexible, user-friendly geogrids are inert to biological degradation and resistant to creep, strain and naturally found chemicals.



Available in Basegrid 11, 12, 13, 15 and 41. Equal to Tensar BX series.

PLASTIC CULVERT PIPES

Designed for storm sewers, highways, airports, and other engineering construction.



12" x 20' Bell & Spigot Culvert	AD12850020IB
12" x 24' Plain End Culvert	AD12950024DW
12" x 30' Plain End Culvert	AD12950030
15" x 20' Bell & Spigot Culvert	AD15850020IB
15" x 24' Plain End Culvert	AD15950024DW
15" x 30' Plain End Culvert	AD15950030
18" x 20' Bell & Spigot Culvert	AD18850020IB
18" x 24' Plain End Culvert	AD18950024DW
24" x 24' Plain End Culvert	AD24950024DW
12" Split Coupler	AD1265AA
15" Split Coupler	AD1565AA
18" Split Coupler	AD1865AA
24" Split Coupler	AD2465AA
Metal End Wall for 12" Culvert	AD1275NS
Metal End Wall for 15" Culvert	AD1575NW


Additional sizes and styles available!

DRAINAGE TILE



3" x 100 Without Sock	AD03010100
3" x 100' With Sock	AD03730100B5
4" x 100 Without Sock	AD04010100
4" x 250 Without Sock	AD04010250
4" x 100 With Sock	AD04010250
4" x 250 With Sock	AD04730250

COMMON DRAINAGE FITTINGS



A) 4" Internal Coupler	AD0417AA
B) 4" Tees	AD0421AA
C) 4" Wye	AD0422AA
D) 4" Snap End Cap	AD0432AA

Additional Fittings Available

SUMP LINER



24" Locking Sump Pit (NO LID)	AD1524AD
Locking Standard Lid for 24" Pit	AD1537AD
Radon Lid for 24" Pit	AD1538AD



POWER BUGGIES



Also available: 21 Cu. FT. Model

AR16 16 Cu. Ft. Power Buggy with Foam Filled Tires ALN058801

Their massive two-inch thick solid steel tank-tough frames provide unparalleled strength and durability along with a lower center of gravity and ideal weight distribution.

Standard features like:

- Heavy-duty hydraulic wheel motors.
- Steel raceways for hydraulic hose protection.
- Optional foam-filled tires ensure the #AR16 and AR21 Power Buggies will operate for the duration under tough conditions.



AT16 Track Driven 16 Cu. Ft. Power Buggy

The Allen AT16 track drive Power Buggy provides excellent traction on grades, inclines, and soft soils. This buggy comes equipped with a 25 hp Kohler engine and a two speed hydrostatic transmission that provide excellent torque and power to carry payloads up to 2,500 lbs. It is also equipped with a 16 cubic foot, easy-to-clean polyethylene bucket.



16 Cu. Ft. Power Buggy with Foam Filled Tires MQWBH-16F

- Heavy-duty frame with low center of gravity.
- Powered by a Honda GX390 engine recoil start.
- Large 5.5-gallon (20.8 liters) fuel tank for extended uninterrupted service Increased stability and traction.
- Capacity of 16-cubic feet (453 liters).



CONTRACTOR WHEELBARROWS



6 cu. ft.

10 cu. ft.



Heavy Duty Plastic Tub Wheelbarrows

Professional grade wheelbarrows are built for masonry, concrete construction, demolition, and rough job sites. Lacquered hardwood handles.

6 Cu. Ft. Wheelbarrow	BRE-BW6S
10 Cu. Ft. Wheelbarrow	BRE-ACWB20480



Flat Free Tire

Heavy Duty Contractor Wheelbarrows

Outlasts and outperforms all other brands on the job. Special deep, narrow tray design plus far forward position on undercarriage mean easier lifting, transport and discharge. Carry heavier loads with less effort.



Air Tire	ST530-16-42DB
Flat Free Tire	ST530-16-42DB-FF
Dual Air Tires	STDWB-530-42



Steel Tub



Poly Tub

Heavy Duty Steel and Poly Wheelbarrows

Jackson® wheelbarrows are the professionals' choice for superior quality, value and performance. Heavy duty steel or poly trays, professional grade steel undercarriages and strong hardwood handles add up to the toughest, most dependable wheelbarrows on the jobsite. Don't compromise, choose Jackson and get the job done!

6 Cu. Ft. Steel Tub with Air Tire	ASM6T22BB
5 3/4 Cu. Ft. Poly Tray	ASMP575T22BB

BOW RAKES

16" Bow Rake with Wood Handle AS18826
14-tine tempered-steel rake head.



16" Bow Rake with Fiberglass Handle SRBR16
16-tine tempered-steel rake head.



SAND BAGS

Max Katz®

Poly Sand Bags MK0627W

14" x 26" Package heavy parts and supplies or use as sand-filled flood barriers.



WOOD STAKES

Available in bundles of 50 or by the Pallet.

Special Order Sizes Available!



1"x 3" x 18" 50pc. Bundle WS1318
1"x 3" x 24" 50pc. Bundle WS1324
1"x 3" x 36" Batter Board 30 Pc. Bundle WS1336

WOOD LATHE



50pc. Bundle Wood Lathe WS2025

WOOD HANDLE SHOVELS

EAGLE® Series

Coated hardwood handle for strength. Open back, tempered-steel blade.



AS15545
AS15543
AS15544
AS15546

Square Point 44" Handle	AS15545
Round Point 44" Handle	AS15543
Square Point 29" with "D" Handle	AS15544
Round Point 29" with "D" Handle	AS15546

Razor-Back Contractor Shovels

48" sturdy, stained handle for long life.



AS45520
AS44101

Round Point Razor-Back Shovel	AS45520
Square Point Razor-Back Shovel	AS44101

Blue Max Contractor Shovels



ASBMDLR
ASBMDLR

Round Point Blue Max Shovel	ASBMDLR
Square Point Blue Max Shovel	ASBMDLR

Drain Spade - AS15609

14" drain spade with 29" wood/steel "D" handle. Forward-turned step.



FIBERGLASS HANDLE SHOVELS



Razor-Back Contractor Shovels

48" durable fiberglass handle and end cushion grip for added comfort.

AS2594400



AS2594500

Long Handle Round Point	AS2594400
Long Handle Square Point	AS2594500

Structron Brand 700 Series

PowerCore™ solid fiberglass reinforcing rod extends 12.5 inches from the handle into the shank for maximum strength at this critical stress point.



SRS700
SRS700D
SRS701
SRS701D

Round Point 48" long handle	SRS700
Round Point 29" handle with "D" grip	SRS700D
Square Point 48" long handle	SRS701
Square Point 29" handle with "D" grip	SRS701D

POST HOLE DIGGERS

Post Hole Digger with Wood Handles ASTPHD



J-250, Kodiak Dig EZ Post Hole Digger with Fiberglass Handles AS17151

Innovative handle design with shaped fiberglass handles.




SAFETY FENCE

Extra Heavy Duty Plastic Safety Fence
Heavy duty orange rigid diamond mesh.

Metal Fence Post

4' x 50' Roll	CO1000
5-1/2' T-Bar Fence Post	CO2000



BARRICADE TAPE

Non-pressure sensitive vinyl barricade ribbon. High visibility 3" wide. Variety of stock and special order legends available. Rolls are 3" x 1000' Available in Heavy Duty 4 Mil or Standard Grade (2 Mil).



More Styles Available!

"Caution" Tape 4 mil.	RI1000
"Caution" Tape Standard Grade	RI1002
"Keep Out" Tape 4 mil.	RI2000
"Danger" Tape 4 mil.	RI3000
"Caution Wet Concrete" Tape 4 mil.	RI4000

INVERTED MARKING PAINTS

17 oz. Industrial Quik-Mark™ Inverted Marking Paints
High solids formulation for bold, bright, visible markings. Fast-drying, high-solids formula penetrates and adheres to hot surfaces. Convenient Spray-Thru™ cap and non-clogging spray tip. VOC compliant, free-of-lead hazards.



12 oz. Water Based Inverted Marking Paints

Fluor. Safety Red	SP3613	Brilliant White	SP3401
Fluor. Neon Green	SP3614	Brilliant Yellow	SP3402
Fluor. Hot Pink	SP3622	Brilliant Blue	SP3406
Fluor. Orange	SP3702	Fluor. Orange	SP3408
Fluor. Blue	SP3722		

STAKE CHASER WHISKERS

Easily attach to wooden stakes or 16-penny nails. Each whisker is 6". Ideal for road construction and grading. Additional uses include reference points, forestry markers, exploration, and more.



500 Pc. Boxes

Blue	MU15900-025
Red	MU15900-079
Glo Orange	MU15900-145
Glo Pink	MU15900-75



MARKING FLAGS

These marking flags will stand up to sun, wind and inclement weather. The plastic will stay on the staffs and the colors won't fade. 4" x 5" flag with 30" wire staff.



100 Pc. Bundles

Red	BB0500
Orange	BB1000
Blue	BB2000
Yellow	BB3000
Pink	BB4000
Lime	BB5000
White	BB6000

MARKING WAND

Long Wand Spray Can Holder
SPLW40



Constructed of durable, rugged plastic and lightweight steel. Comfortable pistol grip for easy handling and marking. Apply a uniform, 1" to 1-1/2" width of paint.

POST POUNDER

Rhino GPD-45 Multi Pro Gas Powered Post Driver
RHIGPD-45



- Drive posts in seconds!
- Powered by a Honda engine.
- Maximum drive width 2-3/8" dia.





MEASURING WHEELS

MP401 15-1/2" Metal Professional Measuring Wheel - Feet KSMP401

4-foot circumference wheel levels out uneven ground by spanning divets that smaller wheels would dip into.

MP301 11-1/2" Metal Professional Measuring Wheel - Feet KSMP301

Not far behind the MP401 in popularity, this slightly more compact wheel is a little lower in price without compromising any durability.



Both Models are Collapsible for Easy Storage!

RRT6/RRT12 Top Reading, Center-Line

- Enhanced grip pistol-type handle increases control and comfort. Re-set on the handle AND on the unit housing.
- Brake on pistol grip – stops counting instantly.
- Stop adding lengths accidentally by putting the brake on exactly when you need it!
- Center-line handle design with counter on top of wheel – center of gravity aligned for perfect balance.



12" Measuring Wheel - Feet / Inches

KSRRT12

6" Measuring Wheel - Feet / Inches

KSRRT6



4" Single Measuring Wheel Feet / Inches RLRT104

Lightweight materials and quality construction makes the RT104 the perfect choice for interior design, home remodeling, crime scenes, construction, and real estate appraisals. Gives accurate measurements on any smooth, hard surface from counter tops to sidewalks.



Features Collapsible Handle



400 Series

When a tough, all-purpose measuring wheel is needed, nothing fills the order like the Rolatape 400 Series. Its 4-foot circumference handles the toughest measuring needs for heavy construction, large commercial operations, utility companies, land surveying and other critical measuring applications. When measuring demands are tough, the 400 Series gets the job done.

Feet / Inches	RL400
Extended Handle	400E
Dual Counters, Feet	400D
Meters	400M
Dual Counters, Meters	400MD



MEASURING TAPE

Doesn't stretch like nylon, and doesn't rust like steel!

NR - Nylon-Reinforced Steel Blade

Tough, double nylon-coated steel. Break-resistant under severe use in the field. 3/8-inch wide blade reduces wind drift and tape weight. Metal-reinforced crank handle for durability.

Model	Length	Units.	Zero Pt.	Attachment
KSNR18100	100 ft.	ft., in., 1/8	Hook end	Hook
KSNR10100H	100 ft.	ft., 1/10, 1/100	Hook end	Hook
KSNR10200H	200 ft.	ft., 1/10, 1/100	Hook end	Hook
KSNR18200	200 ft.	ft., in., 1/8	Hook end	Hook
KSNRS18300	300 ft.	ft, in, 1/8	Hook end	Hook

More measuring tapes, 25' to 300', and steel housings available!



Farrell Equipment & Supply Co., Inc. - Trade Customs

The compilation and checking of a general catalog of supplies and machinery is complicated, involving many thousands of product numbers, dimensions, etc. and absolute perfection is not a commercial possibility. Every endeavor has been made to have the latest lists, dimensions, descriptions and designs throughout this catalog, but we do not guarantee accuracy. If any errors or misprints have escaped our checkers and printers, we are not responsible for them, and they are subject to our correction. All information contained in this catalog, pertaining to strengths and proper working loads of material, tools or machines is derived from information compiled by the manufacturers for the convenience of the buyer. We assume no responsibility for the accuracy of this information.

Manufacturers are constantly changing designs, specifications and accessories on many items and these are subject to change without notice. Illustrations are subject to modification.

All references in this catalog are for description only and are not representations or warranties of any kind or nature.


Copyright © 2018 by Farrell Equipment & Supply, Inc. Printed in U.S.A. 5000-05082018




Other Available Farrell Catalogs:




Blade & Fastener Book




Concrete Book




Decorative Concrete Book



Jobsite Book




Masonry Book




Measuring & Marking Book




Rental Book



Rental Concrete Stamps



Safety Book



Woodworking Book

FARRELL

Equipment & Supply Co., Inc.

Visit us at any of our
7 Locations!

*All our
catalogs are
available
online!*

WOODBURY

2310 Ventura Dr.
Woodbury, MN 55125

ROCHESTER

507-252-0234
888-533-8909
Fax: 507-252-0222
1635 3rd Avenue S.E.
Rochester, MN 55904

LA CROSSE

608-796-9300
888-533-0909
Fax: 608-796-9435
508 Monitor Street
La Crosse, WI 54603

EAU CLAIRE

715-835-4334
800-533-0909
Fax: 715-835-4356
1510 N. Hastings Way
Eau Claire, WI 54703

WAUSAU

715-355-8300
800-933-5939
Fax: 715-298-1662
7405 Commerce Drive
Weston, WI 54476

APPLETON

920-903-1985
Fax: 920-903-8278
1002 Truman Street
Kimberly, WI 54136

MADISON

608-222-5372
888-533-7909
Fax: 608-222-5405
6809 Mangrove Lane
Monona, WI 53713



www.FarrellEquipment.com

For Your Convenience We Accept:

